

MHI
Copy 3

WAR DEPARTMENT
FM 30-40

RECOGNITION PICTORIAL MANUAL ON ARMORED VEHICLES

Dissemination of restricted matter. The information contained in restricted documents and the essential characteristics of restricted material may be given to any person known to be in the service of the United States and to persons of undoubted loyalty and discretion who are cooperating in Government work, but will not be communicated to the public or to the press except by authorized military public relations agencies. (See also par. 18b, AR 380-5, 28 Sep 1942.)

REGRADED UNCLASSIFIED BY
AUTHORITY OF DOD DIR. 5200.1 R
BY 13AKUS ON 8/10/03

~~RESTRICTED~~

FM 30-40

RECOGNITION PICTORIAL MANUAL ON ARMORED VEHICLES

This manual supersedes FM 30-40, 9 January 1943, including C 1, 19 August 1943, FM 30-41, 27 May 1941, and FM 30-42, 3 October 1942.



Dissemination of restricted matter. The information contained in restricted documents and the essential characteristics of restricted material may be given to any person known to be in the service of the United States and to persons of undoubted loyalty and discretion who are cooperating in Government work, but will not be communicated to the public or to the press except by authorized military public relations agencies. (See also par. 186, AR 386-5, 28 Sept. 1942.)

WAR DEPARTMENT,
WASHINGTON 25, D. C., 3 NOVEMBER 1943.

FM 30-40, Recognition Pictorial Manual on Armored Vehicles, is published for the information and guidance of all concerned.

[A. G. 300.7 (6 Oct 43).]

BY ORDER OF THE SECRETARY OF WAR:

G. C. MARSHALL,
Chief of Staff.

OFFICIAL:

J. A. ULIO,
Major General,
The Adjutant General.

DISTRIBUTION:

Bn and H (5); C (5).

For explanation of symbols see FM 21-6.1

TABLE OF CONTENTS

	Paragraph	Page
CHAPTER 1. Introduction	1-7	1
CHAPTER 2. Nomenclature and recognition features	8-12	5
CHAPTER 3. Training	13-14	11
United States armored vehicles.		
British armored vehicles.		
Russian armored vehicles.		
German armored vehicles.		
Italian armored vehicles.		
Japanese armored vehicles.		

CHAPTER 1

INTRODUCTION

1. PURPOSE AND SCOPE

This manual is designed as an aid for the uniform training of personnel in recognition of armored vehicles. It covers the methods to be used in training and the vehicles that at present are considered operational.

2. OBJECTIVE

The objective of training in the recognition of armored vehicles is to make each individual capable of recognizing *instantly* armored vehicles now in operation, and to be able to learn quickly to recognize any new vehicles that may be developed. The individual must be able to recognize such vehicles under varying conditions of terrain, weather, and light; when the vehicle, or observer, or both, are moving or stationary; and when the vehicle is viewed from the front, side, rear, top, or at varying angles.

3. RESPONSIBILITY OF UNIT COMMANDERS

It is the responsibility of unit commanders that each individual of his command be thoroughly trained in armored vehicle recognition. The subject cannot be delegated to a few short hours on the basic training program, but must be continuous throughout training and combat.

4. NECESSITY FOR RECOGNITION TRAINING

a. The first requirement in warfare is the ability to distinguish friend from foe. Before the outbreak of this war few realized the grave problems of recognition: Since then, mistakes in recognition, on the sea, on land, and in the air, have been too numerous to mention. Usually these mistakes are attended by the most serious consequences. It must be fully realized that the only way to obviate these occurrences is by demanding the highest general level of proficiency in recognition. This can only be attained by continual, concentrated study. It is not suggested that practice will make one absolutely perfect, but it will certainly go most of the way to reducing the chances of a man being a danger not only to himself, but to his comrades-in-arms.

b. Recognition does not begin and end with appearance. It is essential to distinguish between the appearance of friend and foe, *but this is seldom sufficient. It is also essential to recognize the exact type.* In the case of armored vehicles, this recognition gives knowledge of the vulnerable portions, approximate speed, probable armament, and if hostile, a reasonable deduction as to future actions.

c. What enables a person accurately and speedily to recognize a ship, a plane, or a tank? The process is no different from that of recognizing an automobile, a horse, a bird, or a friend. Ask yourself the question, "When I see a friend walking down the street, do I look at every feature of him and, having gone through a process of analysis,

decide that it is Bill?" Obviously not. You know immediately that it is "Bill" because you are *familiar* with his whole appearance, his various characteristics, and the way he stands or walks. Recognition is instinctive. It is not difficult to translate these various points into terms of a tank, an airplane, or a ship. So the combination of these, and many other features, make up what is known scientifically as "total form perception." Now ask one more question, "Why did you get to know the various features of a friend, or automobile, or horse?" The answer is, Because you were interested in him or it. Therefore, *the requirement for proficiency in armored vehicle recognition is familiarity based on a knowledge of armored vehicles in general*, a knowledge which will be gained only by an aroused interest and enthusiasm for armored vehicles. If this is borne in mind, there will finally be an end to those famous last words, "I think they're ours."

5. USE OF RECOGNITION TRAINING AIDS

a. This manual. (1) This manual is designed primarily for self-instruction and general use, but will also serve as a text in recognition courses. It includes four types of material: silhouettes, pictorial operational data, photographs, and editorial matter. The material is the most exact currently available. The manual will be constantly enlarged and amended.

(2) The silhouettes contained in this manual are drawn to a constant scale, so that when viewed from 5 yards they represent the vehicle at 400 yards.

b. Silhouette posters and photographs. (1) Silhouettes are the foundation stones or ABC on which all recognition training is based. They may seem dull and uninspiring, but the fact remains that the "three view" silhouette, giving the head-on, plan, and side view, shows very salient recognition features of a tank just as an architect's drawing of plan, section, and elevations gives the essen-

tials of a building. Silhouettes should be studied for their over-all effect and not just for details. Photographs pick up where silhouettes leave off, by showing the vehicle in various positions. Have students sketch silhouettes of various armored vehicles.

(2) Sources of silhouettes and photographs are:

(a) This manual.

(b) Posters.

(c) Locally prepared silhouettes from photographs.

(d) Photographs from all available sources, such as magazines and newspapers.

c. Film slides and film strips. (1) Film slides and film strips are another means of presenting silhouettes and still photographs of armored vehicles. These can be used to good advantage throughout recognition training. In the more advanced stages of training, these can be flashed on the screen for progressively shorter time intervals. Time intervals as short as $\frac{1}{8}$ to $\frac{1}{10}$ second can be obtained with improvised shutters. Time intervals as short as $\frac{1}{100}$ second can be obtained if the necessary shutter equipment is available. At such speeds, the student is forced to recognize the vehicle as a whole because there is not time for the eye to scan its parts.

(2) **Availability.** (a) See FM 21-7 for film strips.

(b) Film slides are now in production and will be distributed automatically when available.

d. Models. (1) Models must be accurate and carefully constructed to scale. Using the models in various attitudes is all very well as far as it goes, but it is even more important that they should be available to students for examination. They may then satisfy themselves, the models being accurate, that certain features do exist which may well have been missed when seeing representations of the vehicle on former occasions. The scale model is eminently suitable, as it can be made to adopt *any* position, whereas the views presented by slides, photographs, and silhouettes are necessarily limited.

(2) Availability. If commercial models are not available, build your own. A program of model building is an excellent adjunct to a recognition training program.

6. TEACHING RECOGNITION

The above training aids can best be utilized for teaching recognition if training progresses as indicated below.

a. First, the student must be taught the important items of armored vehicle nomenclature and recognition features. (See ch. 2.)

b. Individual vehicles are next presented, with emphasis on their silhouette, engineering form photographic appearance, and interest appeal. In addition to Field Manuals, large posters or silhouettes may be used in this stage of training. Silhouettes or photographs can also be projected on screens using delinescopes or film slides or strips.

c. As soon as the student knows the component parts of the vehicle being studied, *his attention must thereafter be directed to recognizing the "total form" of the vehicle.* Models can be utilized to good advantage at this period in the training program. Film slides and film strips on individual vehicles projected for progressively decreasing periods of time are excellent means of presenting "total form" recognition and should be utilized to the maximum extent the availability of these aids permits.

d. For more advanced training, film slides, strips, or photographs projected for very short time intervals can be utilized. These same training aids can be used for test purposes. Where the necessary projection equipment is not available, the ingenious recognition instructor will improvise his own equipment, such as an opaque projector (reflectoscope) made of box, bulbs, old lenses, cardboard tube, etc.

e. In conclusion, practical results are the final test: A RECOGNITION STUDENT MUST TRY HIS SKILL ON EVERY ACTUAL VEHICLE HE SEES AND ON EVERY PICTURE OF ONE IN A MAGAZINE OR NEWSPAPER.

7. PHASES OF TRAINING

The training phases outlined below are intended as guides only. *Make it interesting.* Do not keep men at one thing too long as they will grow tired and become disinterested. Recognition training will be tiring on the eyes unless varied. Class periods should not be longer than 50 minutes, and no more than one period per day. Utilize all the training aids available.

a. First phase. (1) Explain purpose of course; necessity for instant recognition, and method of teaching (par. 6).

(2) Explain general nomenclature and recognition features of vehicles (ch. 2).

b. Second phase. (1) Review nomenclature and recognition features.

(2) Explain and study two vehicles.

(3) Flash various views of the vehicles on the screen for 1 to 5 seconds and require class to write down name of vehicle and nationality.

c. Third phase. (1) Review vehicles explained in previous phase.

(2) Explain and study two more vehicles.

(3) Practice recognition of the vehicles.

(4) Explain and study two more vehicles.

(5) Practice recognition of vehicles. Flash recently explained ones on screen for 1 second, other for ½ second.

d. Succeeding phases. Explain and study two or three new

vehicles per phase and practice recognition of all previously explained vehicles. Gradually decrease recognition time to $\frac{1}{8}$ to $\frac{1}{10}$ second or less.

e. Hints to instructors. (1) There are no short cuts to learning armored vehicle recognition.

(2) Instructors must be thoroughly trained and enthusiastic for their work.

(3) Students must give some of their spare time to the subject if they are to become proficient.

(4) Make classroom instruction so interesting that the students will make recognition a *hobby*.

(5) Make recognition training aids available to the men in their spare time.

(6) Display posters and photographs in barracks, recreation rooms, and other places. *Do not leave such posters permanently in one place.* Have a program for shifting them periodically, every few days or once a week.

(7) Use "interest appeal" information on armored vehicles. For example, the success of the 105-mm howitzer motor carriage M7 (British "Priest") in British Eighth Army attack from El Alemein westward.

(8) Introduce the competitive spirit whenever possible.

(9) Mixing in vehicles which have not been taught with those that have been taught makes the class alert, encourages close observation, and teaches extra vehicles.

(10) Try to equip one room with models, posters, photographs, and a library of publications and periodicals. Time and labor spent in making this a "display room" in the true sense of the word will be well rewarded. A room that is bright, clean, well lighted, and equipped in a manner that takes full advantage of advertising tricks becomes a center of interest and encourages instead of discourages the students to learn.

CHAPTER 2

NOMENCLATURE AND RECOGNITION FEATURES

8. TURRET

The turret is a dome-shaped or box-shaped structure on the top of the vehicle. It usually carries the main armament—machine guns, 37-mm gun, 75-mm gun, 105-mm gun, and various other calibers as explained in paragraph 10. Distinguishing features of the turret (figs. 1 and 2) are:

a. Position on hull. (1) Well forward as on the Russian medium tank T34.

(2) Just forward of center as on most U. S. tanks.

(3) Near the center as on the German PzKw III.

(4) Near the rear as on the German 6-wheeled armored car.

(5) One on one side of the hull as on the U. S. medium tank M3.

b. Single or multiple turrets. Most tanks have single turrets. However, there are some with multiple turrets. These may be—

(1) Side by side.

(2) One above the other.

(3) In line.

c. Cupola. This is a small, turretlike projection on top of the turret. It may have a machine gun projecting from it. See U. S. medium tank M3.

d. Shape. The shape of the turret may be—

(1) **Cylindrical.** See Japanese light armored car 2597.

(2) **Cone-shaped.** With top of cone cut off. See Japanese medium

tank 2597.

(3) **Pyramidal.** With top cut off. See Italian M14 tank.

(4) **A prism.** A figure having vertical sides. See British Cromwell tank.

(5) **Dome-shaped or globular.** See U. S. medium tank M4.

e. Overhanging turrets and turret bulges. Some turrets, as in the U. S. light tank M5A1, overhang at the back or sides forming a bulge, this bulge being used normally for the radio. There are various combinations of shapes. The flat-sided turrets ordinarily slope so as to present a poor angle of impact for projectiles. Some turrets have a very streamlined appearance as in the U. S. medium tank M4. Some turrets are egg-shaped, the larger axis being parallel to the principal weapon. Note the U. S. light tank M5.

f. Radio antenna. Note position of radio antenna on the U. S. light tank M5. Some other vehicles have the antenna on the turret, but do not depend entirely on this means of recognition.

9. HULL

The characteristics to look for in the hull are:

a. Box shaped, with sides either vertical as on the U. S. half-tracks, or sloping.


b. Streamlined, as in the U. S. medium tank M4A1.

c. Overhanging, as in the U. S. light tank M5A1.

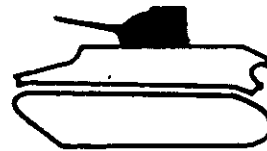
d. Low or high silhouette.



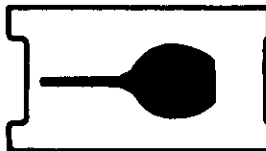
NEAR FRONT




JUST FORWARD OF CENTER



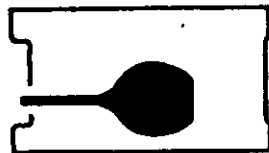
CENTER



JUST BACK OF CENTER



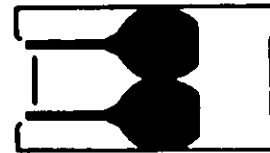
REAR



LEFT SIDE



RIGHT SIDE



DOUBLE



DOUBLE

FIGURE 1. Position of turret on hull.




FIGURE 2. Turret types.

10. ARMAMENT

The armament varies from machine guns to large cannon. In turreted vehicles the heaviest armament is normally in the turret. Look for the following:

- a. *Short barrel*, as on the U. S. 75-mm howitzer motor carriage M8.
- b. *Medium barrel*, as on the U. S. medium tank M4.
- c. *Long barrel*, as on the German Pz Kw VI. Note that some of the German tanks also have a muzzle brake, a large ringlike device on the end of the barrel.
- d. A cannon in a turret usually has a coaxial machine gun mounted with it.
- e. A machine gun may be mounted in the hull. See U. S. light tank M5A1 and medium tank M4.
- f. An anti-aircraft machine gun may be mounted on the turret, or it may be on a pedestal or other mount in turretless vehicles.
- g. Size of gun, that is, length and diameter of barrel.

11. TRACTION (fig. 3)

Many vehicles may be definitely recognized by the traction. However, do not make traction a standard means of recognition as wheels or tracks will often be obscured by grass or defilade. The following are recognition features:

- a. **Wheeled vehicles.** (1) Two, three, four, or more wheels on a side; that is, four-wheeled, six-wheeled, eight-wheeled, or even more.
- (2) Are wheels evenly or unevenly spaced? Most six-wheeled vehicles will have four wheels close together near the rear.
- (3) Are wheels large or small? Most will be large.

- b. **Part-track vehicles.** These may be half-track, three-quarter track, or track may be even larger. On some German vehicles the front wheels can be lifted and the vehicle run as a full-track vehicle. Note the following:

- (1) Front wheels.
 - (2) Length of track as compared to length of vehicle.
 - (3) Number and size of bogie wheels.
- c. **Full-track vehicles.** Note the following:
 - (1) Number of bogie wheels.
 - (2) Spacing of bogies and bogie wheels.
 - (3) Are wheels mounted singly or in pairs?
 - (4) Are wheels large or small?
 - (5) Is part of traction covered by an armored skirt?

12. OTHER DISTINCTIVE FEATURES

The above paragraphs cover description of the various parts of the vehicle. Other features to note are—

- a. Size of vehicle.
- b. Height of silhouette.
- c. Position of radio antenna.
- d. National markings. *Do not depend on national markings. Captured tanks may be used against you or the enemy may use your own or Allied national markings.*
- e. When viewing a vehicle from above, note:
 - (1) Position of turret.
 - (2) Length of gun.
 - (3) Shadows, which will often show more than direct view of the vehicles.

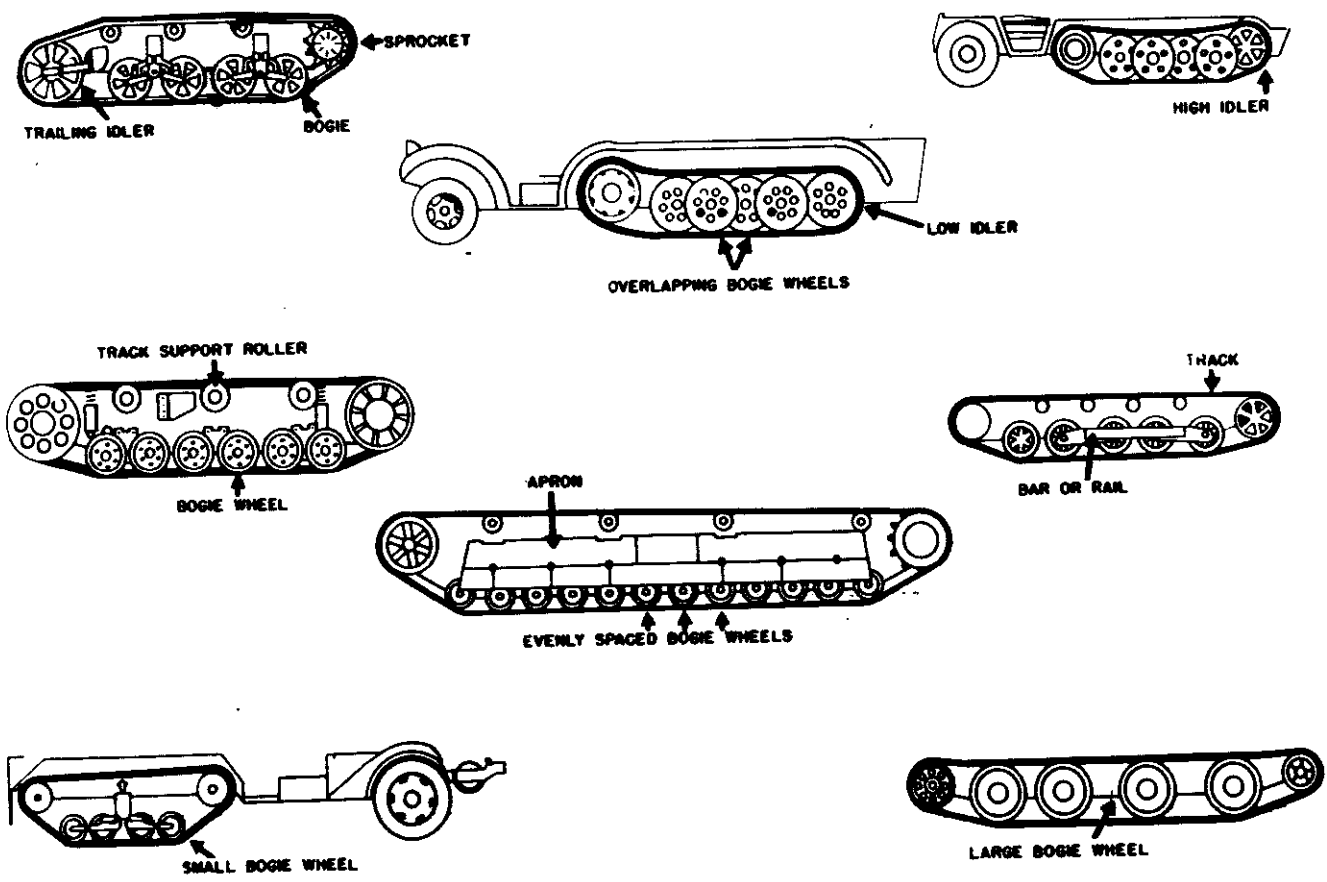


FIGURE 3. Nomenclature of traction.

CHAPTER 3

TRAINING

13. GENERAL

a. Lists of Allied and Axis armored vehicles considered important enough to be included in recognition training programs are published in the "U. S. Army-Navy Journal of Recognition." That publication should be consulted.

b. Such lists are not meant to include all armored vehicles which might be seen in combat. Vehicles which will be seen only infrequently or which are used primarily for training have been omitted from such lists.


14. WHAT TO TEACH

a. In selecting armored vehicles to be included in training programs, consideration must be given to the type of unit concerned, its state of training, and its probable destination or actual theater of operations. For example, there is no necessity for teaching German vehicles to a unit in or destined for the Southwest Pacific.

b. Recognition training on U. S. armored vehicles will be included in individual, unit, and combined training periods. Particular emphasis will be placed on the most important U. S. armored vehicles. Emphasis on recognition of Allied and Axis vehicles (except for AAF units) will normally begin upon arrival at staging areas. The most important Allied and Axis vehicles in the theater of destination should be stressed.

NATIONAL INSIGNIA

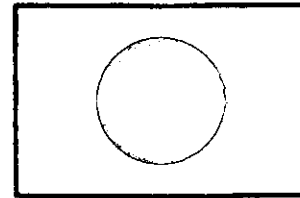
British and Italian vehicles usually have no national markings. Insignia shown for the other nations are usual but do not always appear.




U. S.



RUSSIAN



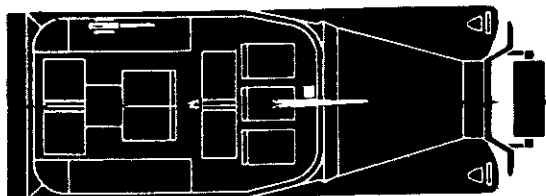
JAPANESE




GERMAN

**UNITED STATES
ARMORED VEHICLES**





18.4'




CHARACTERISTICS:

Turret: None.
 Hull: Boxlike, with vertical sides and back; open top. Upper edges of hull sides slope down to rear from top of windshield. Removable glass windshield replaced in combat by armor plate which pivots about top of windshield

frame. Radiator covered by armor plate shutters. Vehicle equipped with front roller, often mounts fishpole radio antenna.
 Armament: One caliber .50 machine gun and one or two caliber .30 machine guns, mounted on skate mounts which may be traversed 360° on a rail affixed to top inside edge of body.
 Traction: Four large wheels, with four-wheel drive.

6.4'

6.6'



INTEREST DATA: Developed by the mechanized cavalry for use as a scout vehicle and also as a command vehicle. It was used extensively by U. S. Armored units during their early period of organization and training. The vehicle does not have the cross-country mobility of the half-track, and has been largely replaced by the latter vehicle, particularly in divisions and smaller units. It is now used principally in corps headquarters as a command vehicle.

NOVEMBER 1943
 FROM DATA CURRENTLY AVAILABLE
 WAR DEPARTMENT FM 30-40

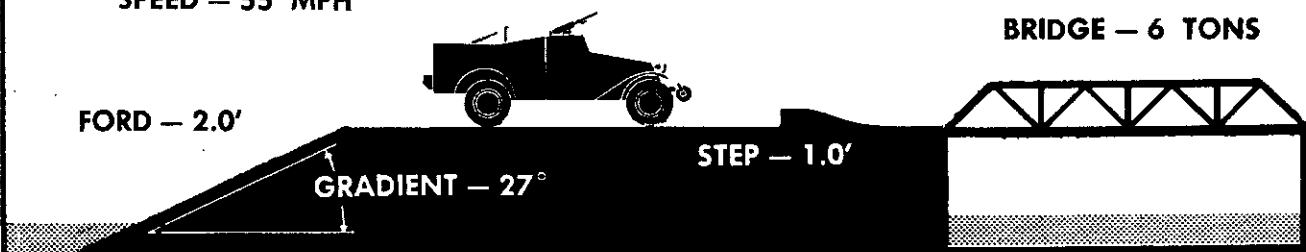
SPEED — 55 MPH

BRIDGE — 6 TONS





FORD — 2.0'

GRADIENT — 27°

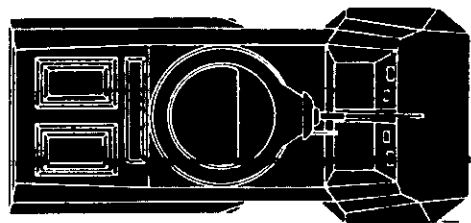
STEP — 1.0'




SCOUT CAR, M3A1



LIGHT ARMORED CAR, M8

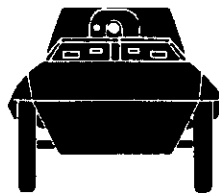


15.4'



6.2'

7.3'



CHARACTERISTICS:

Turret: Conical, with bullet-shaped bulge and gun mantlet at front; open top; set slightly forward of center of hull.

Hull: Long, low, slopes down gradually in rear. Distinctive front composed of wide, flat plate sloping down from driver's compartment and making a sharp V with a second plate which slopes back under nose of vehicle. Square-cut skirting over rear wheels.

Armament:

One 37-mm gun in turret.

One coaxial caliber .30 machine gun.

Traction: Six large wheels, all powered, with the inner wheels set close to rear pair.

INTEREST DATA: Developed primarily for use in reconnaissance units. It was found that the half-track was too lightly armored and armed for scouting work, while the light tank did not make a good scouting vehicle because it afforded poor visibility. The M8 light armored car is used extensively in armored units and mechanized cavalry for scouting purposes. It has fair cross-country mobility, and its 37-mm gun gives good antitank protection. British call it the "Greyhound." A modified version, the M20, minus the turret and equipped with a ring machine gun mount, is used as a command car.

NOVEMBER 1943
FROM DATA CURRENTLY AVAILABLE
WAR DEPARTMENT FM 30-40

SPEED — 55 MPH

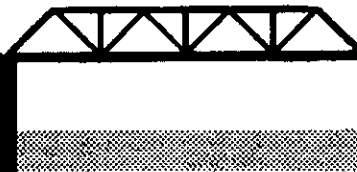
FORD — 2.8'

GRADIENT — 31°




STEP — 1.0' EST.

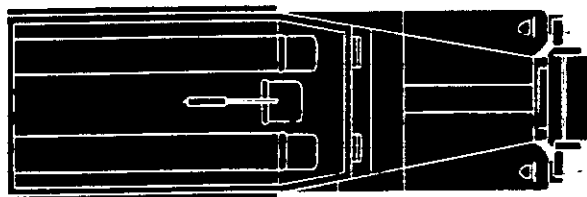
BRIDGE — 9 TONS.




LIGHT ARMORED CAR, M8




HALF-TRACK CAR, M3



19.8'



6.0'



6.5'

CHARACTERISTICS:

Turret: None.

Hull: Vertical sides and back; open top.

Windshield and radiator may be covered by armor plate attached. Equipped in front with roller or winch. Often carries fishpole radio antenna.

Armament: One caliber .30 machine gun.

Traction: Two large powered wheels in front; half-tracks in rear, each side composed of endless track, one bogie with four small equally spaced wheels, large

forward driving sprocket, rear idler, and small track support roller in center.

INTEREST DATA: There are several half-tracks, all having the same general appearance. Silhouettes and data given are for the M3. Pictures of other models are shown. The M2 is principally a command vehicle. Its normal armament is one caliber .50 machine gun and one caliber .30 machine gun, mounted on skate mounts. The M3 is primarily a personnel carrier, but may be used as a prime mover of weapons up to 105-mm. In armored infantry units, it carries rifle squads, 60-mm mortar squads, and machine gun squads. The M4 is an 81-mm mortar carrier. A later model, the M21, gives a better mortar mount. The M5 personnel carrier is very similar to the M3. The M9A1 is similar to the M3, except that it has a ring mount above the hull over the right front seat.

NOVEMBER 1943
FROM DATA CURRENTLY AVAILABLE
WAR DEPARTMENT FM 30-40

SPEED — 45 MPH

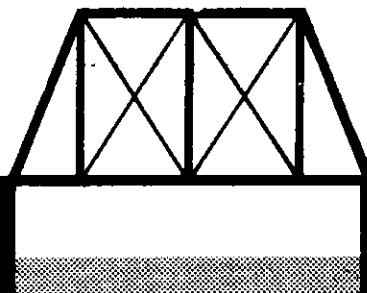


BRIDGE — 10 TONS

FORD — 2.7'

GRADIENT — 31°

STEP — 1.0'




HALF-TRACK CAR, M3

M3



M3



M3




HALF TRACK CARS


M4




M2




M3



M3



M2




NOVEMBER 1943
FROM DATA CURRENTLY AVAILABLE


WAR DEPARTMENT FM 30-40

HALF TRACK CARS

M9A1




M9A1



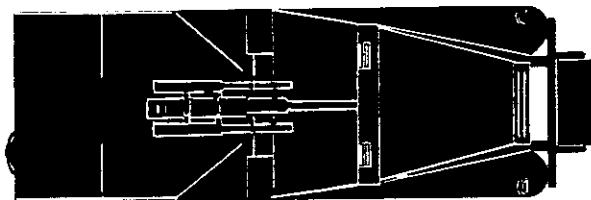
M4




M5



MULTIPLE GUN MOTOR CARRIAGE, M15



19.8'



CHARACTERISTICS:

Turret: None.
 Hull: Hood and driver's cab armored.
 Rear deck carries rotating gun mount protected on front and sides by high shield made of flat, vertical plates.

Armament:


One 37-mm AA gun on rotating mount.
 Two caliber .50 heavy-barreled ma-

chine guns mounted coaxially with 37-mm gun.
 360° traverse.

Traction: Two large powered wheels in front; half-tracks in rear, each side composed of endless track, one bogie with four small equally spaced wheels, large forward driving sprocket, rear idler, and small track support roller in center.

6.5'

8.5'



INTEREST DATA: This is an AAA vehicle, with the 37-mm AA gun and two coaxially mounted caliber .50 machine guns mounted on an M3 half-track chassis. Developed particularly to accompany armored troops, the guns can be fired instantly, no time being required for emplacement. This vehicle gave a good account of itself in the North African campaigns, bringing down many Axis planes. The Germans hesitated to attack any column or bivouac protected by this weapon.

NOVEMBER 1943
 FROM DATA CURRENTLY AVAILABLE
 WAR DEPARTMENT FM 30-40

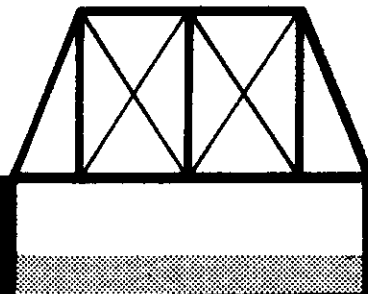
SPEED — 45 MPH

FORD — 2.7'





GRADIENT — 31°

STEP — 1.0'

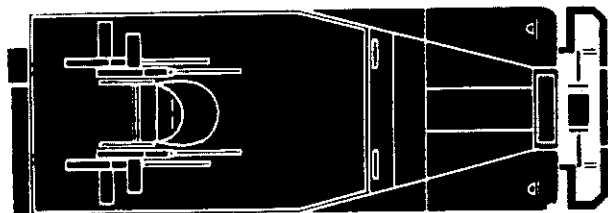
BRIDGE — 10 TONS




MULTIPLE GUN MOTOR CARRIAGE, M15



MULTIPLE GUN MOTOR CARRIAGE, M16



20.8'




CHARACTERISTICS:

Turret: None.
 Hull: Open top; vertical sides and back, top portions of which are hinged and may be folded down when guns are in action.

Armament: Four caliber .50 machine guns mounted coaxially on rotating mount. 360° traverse.

Traction: Two large powered wheels in front; half-tracks in rear, each side composed of endless track, one bogie with four small equally spaced wheels, large forward driving sprocket, rear idler, and small track support roller in center.

7.1'



7.2'

INTEREST DATA: This vehicle consists of an M3 half-track chassis mounting quadruple air-cooled caliber .50 machine guns. Other motor carriages similar to the M16 are the M13, M14, and M17; the M13 and M14 carry only twin machine guns. This carriage was designed to accompany and supplement the M15 motor carriage. It served in the North African campaign and, like the M15, was particularly useful in that area. Its fire has caused the German planes to hesitate to attack columns or bivouacs from low altitudes.

NOVEMBER 1943
 FROM DATA CURRENTLY AVAILABLE
 WAR DEPARTMENT FM 30-40

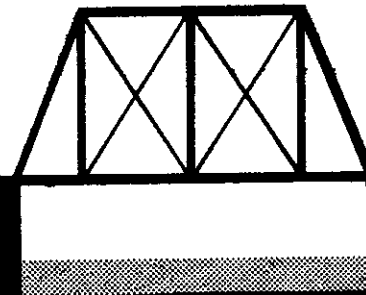

SPEED — 42 MPH

FORD — 2.7'

GRADIENT — 31°


STEP — 1.0'

BRIDGE — 10 TONS




MULTIPLE GUN MOTOR CARRIAGE, M16


M16




M16




M16




M13

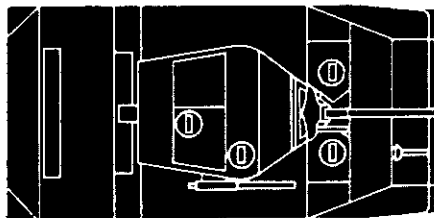


M13




M13






14.6'



7.5'



7.4'

CHARACTERISTICS:

Turret: Prismatic, with vertical sides curved at center, flat near front and rear. Front of turret is flat, inclined, mounts protruding gun mantlet; rear is undercut with vertical back. Top is cutaway slightly front and rear.

Hull: High, with flar top and upward bulge behind turret; vertical sides, which angle in at front to join abruptly sloping front face.

Armament.

- One 37-mm gun in turret.
- One coaxial caliber .30 machine gun.
- One caliber .30 machine gun in right front of hull.
- One caliber .30 AA machine gun on turret.

Traction: Full track; four equally spaced bogie wheels in two bogie assemblies, large trailing idler in rear, driving sprocket in front; three track support rollers.


INTEREST DATA: This is the standard U. S. light tank, having succeeded the M3 series of light tanks. The British call both the M3 and the M5A1 the "Honey." The M5 differs only slightly from the M5A1, the latter having a bulge in the rear of the turret for mounting of the radio. The tank was in action in Sicily, where it was able to cope with the German PzKw IV tank. During the Sicilian campaign, a group of light tanks in combat with 16 German PzKw IV's knocked out 14 of the German tanks with a loss of only 3 M5's.

NOVEMBER 1943
FROM DATA CURRENTLY AVAILABLE
WAR DEPARTMENT FM 30-46

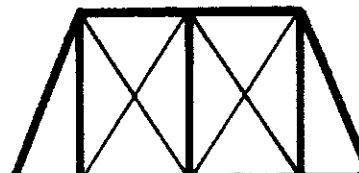
SPEED — 40 MPH

FORD — 3.0'

GRADIENT — 31°



STEP — 2.0'



BRIDGE — 16 TONS

TRENCH — 5.4'

LIGHT TANK, M5A1


M5A1




M5A1




M5A1




M5



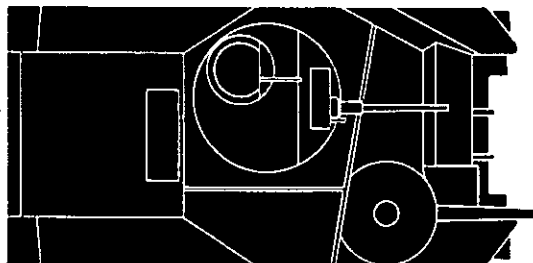
M5A1



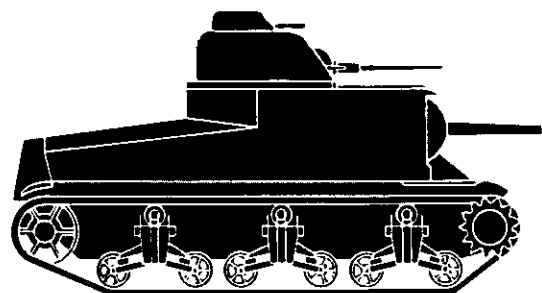
M5A1



MEDIUM TANK, M3



18.5'



CHARACTERISTICS:


Turret: Small, dome-shaped, cut away in front; flat top; high cupola set to left; mounted on left and just rear of center of hull.

Hull: High, with vertical sides; large sponson gun mount at right front; slopes down gently in rear, abruptly in front.

Armament

- One 75-mm gun in sponson mount, right front of hull.
 - One 37-mm gun in turret.
 - One coaxial caliber .30 machine gun.
 - One caliber .30 machine gun in cupola
- Traction:** Full track; six bogie wheels in three bogies; driving sprocket in front, three track support rollers.

8.9'



10.3'

INTEREST DATA: M3 tanks were the first American tanks to be armed with the 75-mm gun. Although it has a high silhouette and the 75-mm gun has a limited traverse, the tank gave a good account of itself in the African desert campaigns. Called the "Lee" by the British. A model the British equip with a wider, lower turret, is known as the "Grant." The M3 has held its own with the PzKw IV German tank. It is now being replaced by the M4. One model in the M3 series differs in appearance in that it has a cast, rounded hull which gives it a streamlined appearance. A Canadian-built vehicle called the "Ram II" is built on the M3 chassis, has a low, cast hull, and mounts a 6-pounder in the turret.

SPEED — 25 MPH



BRIDGE — 30 TONS

FORD — 3.5'

GRADIENT — 30°

STEP — 2.0'

TRENCH — 7.4'

NOVEMBER 1940
FROM DATA CURRENTLY AVAILABLE
WAR DEPARTMENT FM 30-40

MEDIUM TANK, M3

M3A2



M3




M3



M3A1




M3A1




M3A1



RAM II

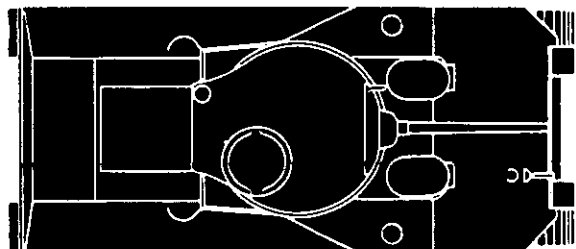


M3




U. S. ★ BRITISH RUSSIAN ★

MEDIUM TANK, M4



19.3'




CHARACTERISTICS:

Turret: Large, dome-shaped; flat top; radio bulge in rear; set at center of hull.
Hull: Angular, but has streamlined appearance; welded construction; vertical sides; slopes down gently in rear, abruptly in front.

Armament:

One 75-mm gun in turret.
One coaxial caliber .30 machine gun.

8.6'



9.3'

One caliber .30 machine gun in right front of hull.
Traction: Full track; six equally spaced, bogie wheels suspended in pairs; three track support rollers; driving sprocket in front.

INTEREST DATA: The first of several models, including the M4A2, M4A3, and M4A4, which are almost identical in appearance and performance. Known as the "Sherman" by the British, it is the successor to the medium tank M3. Its high velocity 75-mm gun is mounted in the 360° traverse turret, making it much more flexible than the M3 tank. The M4 performed remarkably well in the British advance from El Alemein to Tunisia. It has been able to hold its own against the famed German 88-mm gun. It is the standard medium tank in the American Army, and was used extensively in North Africa and Sicily. The Canadian "Grizzly" is based on the M4, and very similar in appearance.

NOVEMBER 1943
FROM DATA CURRENTLY AVAILABLE
WAR DEPARTMENT FM 30-40

SPEED — 25 MPH

FORD — 3.0'

GRADIENT — 30°

STEP — 2.0'

BRIDGE — 31 TONS

TRENCH — 7.4'




MEDIUM TANK, M4


M4A3




M4A3



M4A3




M4A3



M4



M4A3

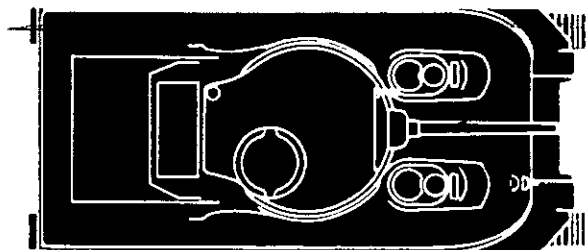


U. S. ☆


BRITISH

RUSSIAN ☆

MEDIUM TANK, M4A1




19.2'



9.3'

8.6'



CHARACTERISTICS:

Turret: Large, dome-shaped; flat top; radio bulge in rear; set at center of hull.

Hull: Cast; well streamlined; slopes down gently in rear, abruptly in front.

Armament:

One 75-mm gun in turret.

One coaxial caliber .30 machine gun.

One caliber .30 machine gun in right front of hull.

Traction: Full track; six equally spaced bogie wheels, suspended in pairs; three track support rollers; driving sprocket in front.

INTEREST DATA: The M4A1 is similar to the other tanks of the M4 series in performance and appearance, but can be distinguished from them because of its smooth cast hull. It is not as important as the later models of the series, which will be much more numerous on the battlefield.

NOVEMBER 1943
FROM DATA CURRENTLY AVAILABLE
WAR DEPARTMENT FM 30-40

SPEED — 25 MPH


FORD — 3.0'

GRADIENT — 30°


STEP — 2.0'

BRIDGE — 31 TONS

TRENCH — 7.5'

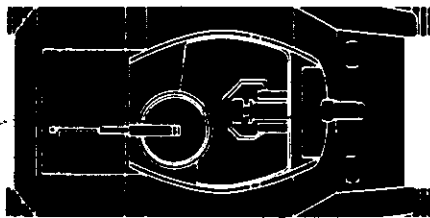


MEDIUM TANK, M4A1




U. S. ☆

75-MM HOWITZER MOTOR CARRIAGE, M8



14.5'




CHARACTERISTICS:

Turret: Low, long with curved, sloping sides; undercut projection at rear terminates in flat, vertical plate; large, protruding gun mantlet in front; open top; ring mount for AA machine gun in rear.

Hull: High, with flat top and upward bulge behind turret; vertical sides, which angle in at front to join abruptly sloping front face.

7.5'



7.5'

Armament:

One 75-mm howitzer in turret.


One caliber .50 AA machine gun on ring mount on turret.

Traction: Full track; four equally spaced bogie wheels in two bogie assemblies; large trailing idler in rear; driving sprocket in front; three track support rollers.

INTEREST DATA: This motor carriage succeeded the 75-mm howitzer mounted on the M3 half-track. The vehicle is similar in appearance to the M5 light tank, differing from it only in the turret. It is used primarily as a close support weapon for infantry.

NOVEMBER 1943
FROM DATA CURRENTLY AVAILABLE
WAR DEPARTMENT FM 30-40

SPEED — 35 MPH



BRIDGE — 18 TONS



FORD — 3.0'

TRENCH — 5.4'

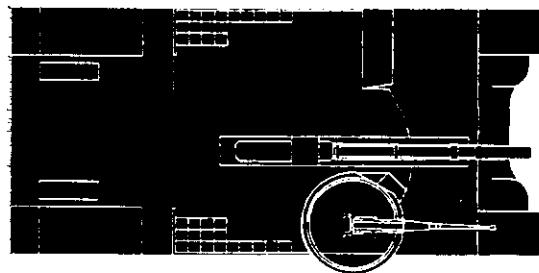
GRADIENT — 31°

STEP — 2.0'


75-MM HOWITZER MOTOR CARRIAGE, M8



105-MM HOWITZER MOTOR CARRIAGE, M7

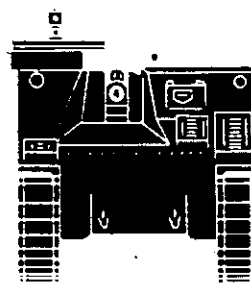


18.7'



8.2'

8.9'



CHARACTERISTICS.

Turret: None.

Hull: Vertical sides, open top; sides high in front, slope down irregularly to rear; front slopes down sharply, has large gap to right of center to afford traverse for main armament; ring mount for machine gun at right front.

Armament:

One 105-mm howitzer in hull.

One caliber .50 AA machine gun on ring mount at right front of hull.

Traction: Full track, six equally spaced bogie wheels suspended in pairs; driving sprocket in front; three track support rollers.

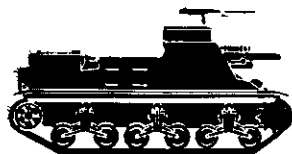
INTEREST DATA: This vehicle is the successor to the 105-mm howitzer mounted on the M3 half-track. The chassis is that of the M3 tank, with the 105-mm howitzer mounted in a lightly armored hull. The ring mount for the caliber .50 AA machine gun, mounted high on the right side of the hull, resembles a pulpit. This resemblance led the British to name the vehicle the "Priest." The weapon contributed greatly to the British success at El Alamein.

NOVEMBER 1943
FROM DATA CURRENTLY AVAILABLE
WAR DEPARTMENT FM 30-40

SPEED — 25 MPH

FORD — 3.5'

GRADIENT — 30°






STEP — 2.0'

BRIDGE — 24 TONS

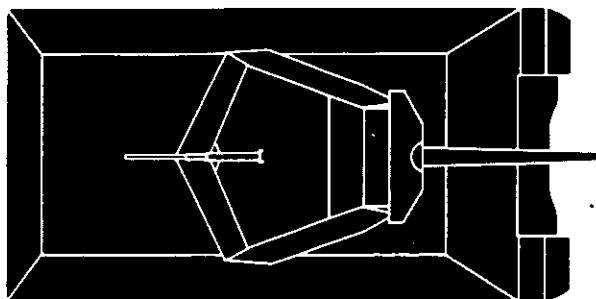
TRENCH — 7.5'

105-MM HOWITZER MOTOR CARRIAGE, M7




U. S. ☆

3-INCH GUN MOTOR CARRIAGE, M10



19.6'



CHARACTERISTICS:

Turret: Undercut front and rear; narrow front mounting large gun mantlet; wide rear; front composed of V of two flat, inclined plates which joins in horizontal line; rear composed of two such V's set diagonally across rear corners of turret; sides are flat, inclined plates, pointed at both ends to fit into V's at front and rear; open top.

Hull: Long, flat top, from which flat plates slope down abruptly all around; inclined sides and rear join lower, undercutting faces.

Armament:

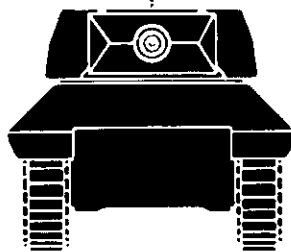
One 3-inch gun in turret.

One caliber .50 machine gun on rear of turret.

Traction: Full track; six equally spaced bogie wheels suspended in pairs; driving sprocket in front; three track support rollers.

10.0'

8.1'



INTEREST DATA: This vehicle mounts a 3-inch gun in a turret on a modified M3 medium tank chassis. It has been the standard tank destroyer weapon, but is being replaced by the T70. It performed well in North Africa, where it was of great assistance in stopping German tank attacks.

NOVEMBER 1943
FROM DATA CURRENTLY AVAILABLE
WAR DEPARTMENT FM 30-40

SPEED — 25 MPH

FORD — 3.0'

GRADIENT — 30°



STEP — 2.0'





BRIDGE — 29 TONS



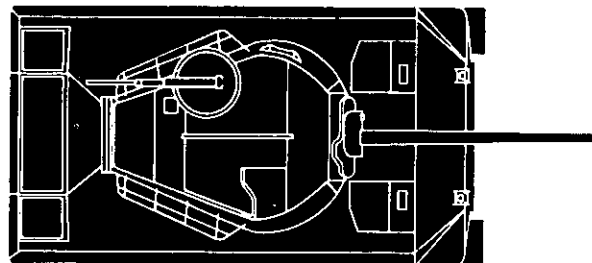
TRENCH — 7.4'




3-INCH GUN MOTOR CARRIAGE, M10



76-MM GUN MOTOR CARRIAGE, M18



17.4'

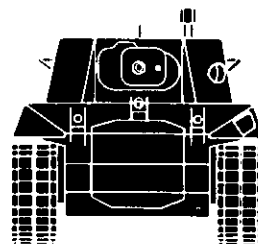


CHARACTERISTICS:

Turret: Low, conical, with large undercut projection in rear; set at center of hull; open top; has ring mount for AA machine gun at left rear.

Hull: Flat top, with slight upward bulge in rear of turret; extends beyond tracks in rear; sides flat, inclined slightly at top; front flat, slopes down gently; front corners beveled.

9.2'



8.5'

Armament:

- One 76-mm gun.
- One caliber .50 AA machine gun on ring mount on turret.
- 76-mm gun, extending well beyond front of carriage.

Traction: Full track; five equally spaced, medium-sized bogie wheels, independently sprung; four track support rollers; driving sprocket in front.

INTEREST DATA:

Formerly designated as the T70, this vehicle is the successor to the 3-inch gun motor carriage M10, as the standard tank destroyer weapon. It is much faster than the M10, but is lightly armored. It has been a star performer on the battlefield with its 76-mm weapon and top speed of 55 mph. It was the first U. S. armored vehicle with the torsion bar suspension system to go into action.


C 4, FEBRUARY 1945
FROM DATA CURRENTLY AVAILABLE
WAR DEPARTMENT FM 30-40

SPEED — 55 MPH

FORD — 4.0'

GRADIENT 31°





STEP — 3.0'




BRIDGE — 19 TONS

TRENCH — 6.1'


76MM GUN MOTOR CARRIAGE, M18



155-MM GUN MOTOR CARRIAGE, M12



21.9'



CHARACTERISTICS:

Turret: None.
 Hull: Superstructure has flat top, vertical sides and rear, sloping front joining rounded nose; large spade affixed to rear of chassis.


Armament: One 155-mm gun. In carrying position, gun mounted horizontally above hull, extends almost full length of vehicle.

Traction: Full track; six equally spaced bogie wheels in three bogies; driving sprocket in front; three track support rollers.

INTEREST DATA: This is a standard 155-mm gun mounted on an M3 medium tank chassis. This weapon was used in the latter part of the North African campaign and was instrumental in making the Germans vacate certain vital passes and, particularly, the city of Mateur. The gun was used in the Sicilian campaign, and contributed greatly to the success of American troops there.

8.8'

8.8'



NOVEMBER 1943
 FROM DATA CURRENTLY AVAILABLE
 WAR DEPARTMENT FM 30-40

SPEED — 25 MPH

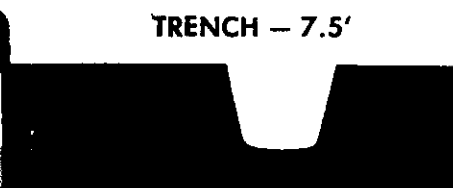

BRIDGE — 28 TONS

FORD — 2.4'





TRENCH — 7.5'

GRADIENT — 30°

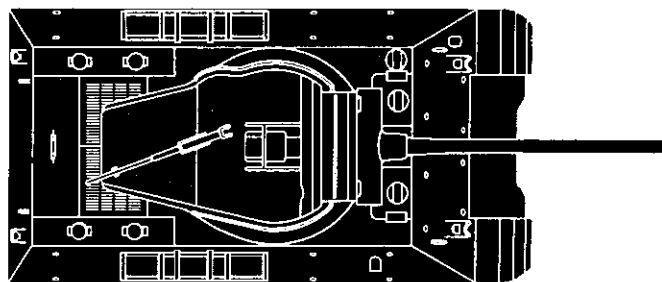
STEP — 2.0'




155-MM GUN MOTOR CARRIAGE, M12



90-MM GUN MOTOR CARRIAGE, M36



19.6'



CHARACTERISTICS:

Turret: Low, conical, with large undercut projection in rear; set at center of hull; open top.

Hull: Long, flat top, from which flat plates slope down abruptly all around; inclined sides and rear join lower, undercutting faces.

Armament:

One 90-mm gun in turret.

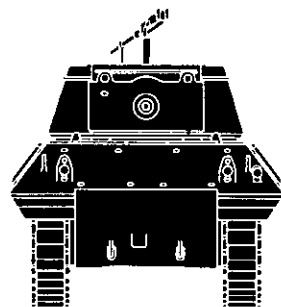
One caliber .50 machine gun on rear of turret.

Traction: Full track; six equally spaced bogie wheels suspended in pairs; driving sprocket in front; three track support rollers.

INTEREST DATA:

This is the tank destroyer weapon that is stopping the newest German 67-ton "Royal Tiger" tank. It is a modified 90-mm AA gun mounted on a chassis similar to that of the M10. Its main distinctive features are the extreme length of the 90-mm barrel, the large undercut projection in rear of the turret, and the modified M3 medium tank running gear.


10.0'



8.9'

C 4, FEBRUARY 1945
FROM DATA CURRENTLY AVAILABLE
WAR DEPARTMENT FM 30-40

SPEED — 30 MPH



BRIDGE — 31 TONS





FORD — 3.0'

TRENCH — 7.4'

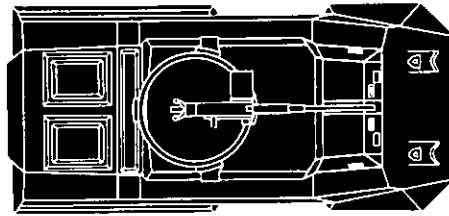
GRADIENT 31°

STEP — 2.0'


90-MM GUN MOTOR CARRIAGE, M36



ARMORED UTILITY CAR, M20




15.4'



7.3'

6.2'



CHARACTERISTICS:

Turret: None.

Hull: Long, low, slopes down gradually in rear; large gun ring mounted above open-topped center compartment; distinctive front composed of wide, flat plate which slopes down from driver's compartment and makes a sharp "V" with a second plate which slopes back under nose of vehicle; square-cut skirting over rear wheels.

Armament: One caliber .50 machine gun on ring mount.

Traction: Six large wheels, all powered, with the inner wheels set close to rear pair.

INTEREST DATA: This car is very similar to the light armored car M8, the only important difference being that this vehicle has no turret. The car is a fast armored carrier with fair cross country mobility and good defense against aircraft.

C I, 7 DECEMBER 1943
FROM DATA CURRENTLY AVAILABLE
WAR DEPARTMENT FM 30-40

SPEED — 55 MPH

BRIDGE — 9 TONS





FORD — 2.8'



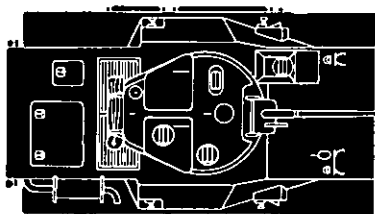
GRADIENT — 31°

STEP — 1.0' EST.


ARMORED UTILITY CAR, M20



LIGHT TANK, T9E1 (AIR-BORNE)

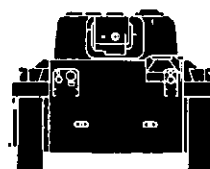


12.7'



5.7'

7.4'



CHARACTERISTICS:

Turret: Roughly cylindrical, with cutaway front, and angular overhanging projection in rear; wedge-shaped mantlet.

Hull: Low, with flar top and sloping sides and front; overhangs running gear in rear.

Armament:

One 37-mm. gun in turret.

One coaxial caliber .30 machine gun.

Traction: Full track; four small unevenly-spaced bogie wheels, in two bogie assemblies, large trailing idler in rear.

INTEREST DATA: This vehicle was designed especially to be air-borne. It is fast, maneuverable, and has a very low silhouette. It differs from previous American designs in several features. These differences include the sloping sides of the hull, the angular gun mantlet, and particularly the reinforcing rods in the running gear.

C 2, 22 APRIL 1944
FROM DATA CURRENTLY AVAILABLE
WAR DEPARTMENT FM 30.40

SPEED — 40 MPH

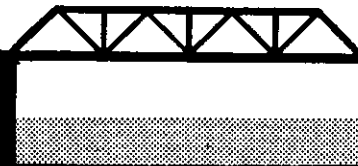
FORD 3.2'

GRADIENT — 27°

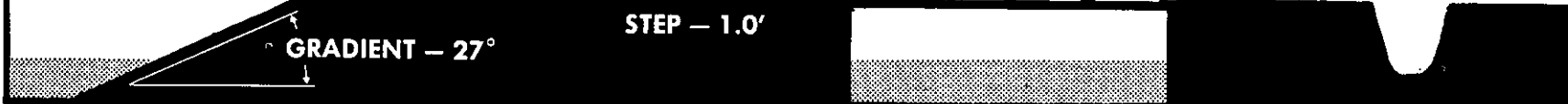


STEP — 1.0'





BRIDGE — 8 TONS



TRENCH — 5.4'

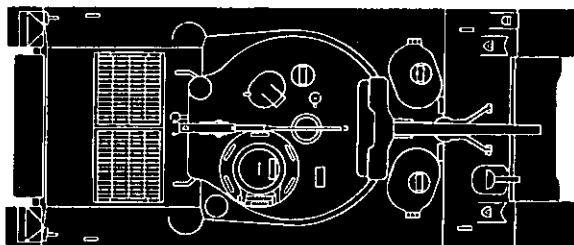


LIGHT TANK, T9E1 (AIR-BORNE)




U. S. ★

MEDIUM TANK, M4A3 (75-MM GUN)



20.3'




9.5'

CHARACTERISTICS:

Turret: Large, dome-shaped. Flat top, with cupola on the right, second hatch on the left. Radio bulge in rear. Set at center of hull.

Hull: Angular, but has streamlined appearance from the side. Slopes down gradually in rear, abruptly in front. High and square-cut as seen from the front

8.6'




because of steep forward plate and vertical sides.

Armament: One 75-mm gun in turret. One coaxial caliber .30 machine gun. One caliber .30 machine gun in bow. One caliber .50 AA machine gun on turret.

Traction: Full track. Six equally spaced bogie wheels suspended in pairs in prominent brackets. Three support rollers. Driving sprocket in front.

INTEREST DATA: This latest production model of the dependable M4 tank has several improvements over previous models. A vision cupola gives better visibility from the tank commander's position. An extra turret hatch and larger hatches in the hull speed mounting and dismounting of the crew. The steep front plate of the hull is new. A flame thrower may be fitted in the bow of the tank for special operations.

SPEED — 25 MPH




FORD — 3.0'

GRADIENT — 30°

STEP — 2.0'






BRIDGE — 31 TONS



TRENCH — 7.4'

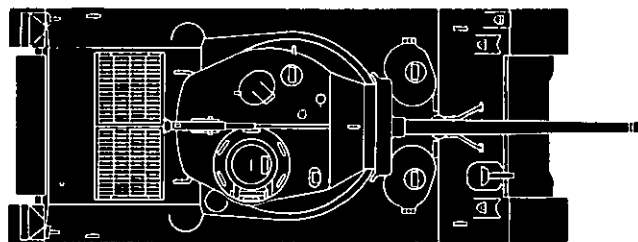


MEDIUM TANK, M4A3 (75-MM GUN)




U. S. ★

MEDIUM TANK, M4A3 (76-MM GUN)



20.3'



9.5'

CHARACTERISTICS:

Turret: Large and irregular. Top has flat center section mounting cupola, and slopes down gradually to wide gun mantlet. Sides are slightly inclined, nearly flat. Large undercut radio bulge in rear.

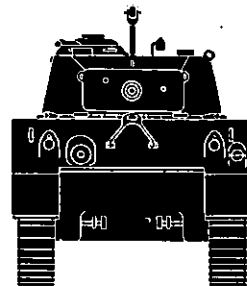
Hull: Angular, but has streamlined appearance from the side. Slopes down gradually in rear, abruptly in front. High and square-cut as

seen from the front because of steep forward plate and vertical sides.

Armament: One 76-mm gun in turret. One coaxial caliber .30 machine gun. One caliber .30 machine gun in bow. One caliber .50 AA machine gun on turret.

Traction: Full track. Six equally spaced bogie wheels suspended in pairs in prominent brackets. Three support rollers. Driving sprocket in front.

8.6'



INTEREST DATA: This tank differs considerably in appearance from other M4 tanks because of the long gun and the large, irregularly shaped turret. This turret is designed to accommodate the high-velocity 76-mm gun, and to give a larger fighting compartment. The tank has the vision cupola, extra turret hatch, large hull hatches, and steep hull front common to all late M4 tanks. A flame thrower can be fitted in the bow.

SPEED — 25 MPH

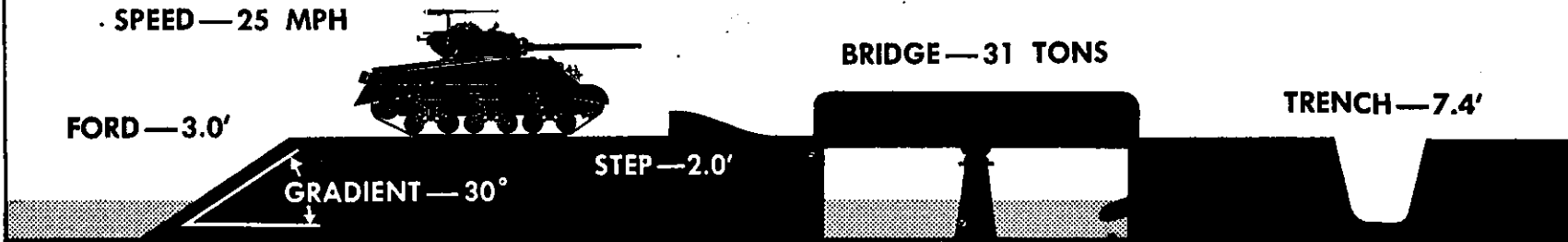
FORD — 3.0'

GRADIENT — 30°







STEP — 2.0'

BRIDGE — 31 TONS

TRENCH — 7.4'

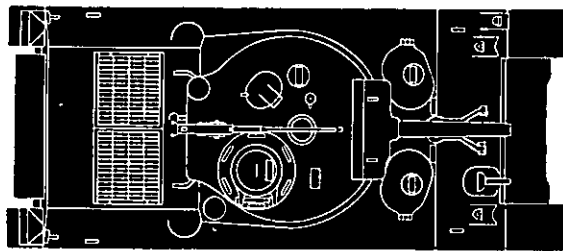


MEDIUM TANK, M4A3 (76-MM GUN)




U. S. ☆

MEDIUM TANK, M4A3 105-MM HOWITZER



20.3'



CHARACTERISTICS:

Turret: Large, dome-shaped. Flat top, with cupola on right, second hatch on left. Radio bulge in rear. Set at center of hull.


Hull: Angular, but has streamlined appearance from the side. Slopes down gradually in rear, abruptly in front. High and square-cut as seen from the front

because of steep forward plate and vertical sides.

Armament: One 105-mm howitzer in turret. One coaxial caliber .30 machine gun in bow. One caliber .50 AA machine gun on turret.

Traction: Full track. Six equally spaced bogie wheels suspended in pairs in prominent brackets. Three support rollers. Driving sprocket in front.

8.6'



9.5'

INTEREST DATA: This vehicle gives armored units a powerful assault gun in a dependable, heavily armored vehicle. The howitzer is very similar to the main armament of the M7 howitzer motor carriage, the "Priest." The tank has the new cupola, hatches, and steep front hull plate which are among the improvements on all late models of the M4 tank.

SPEED — 25 MPH

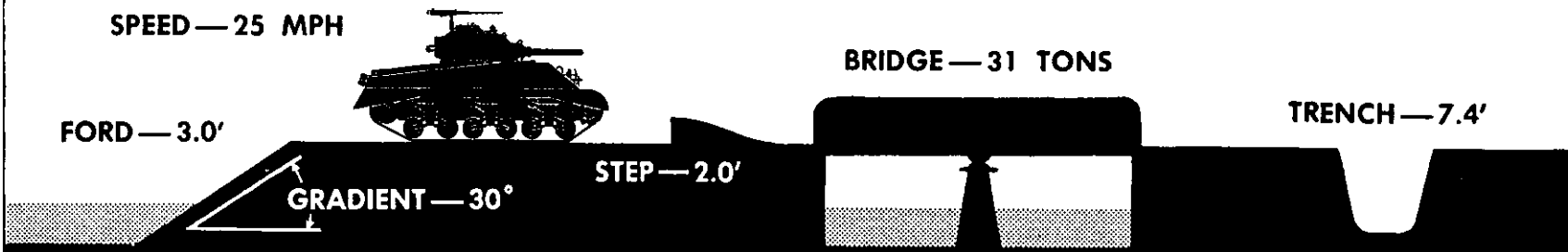
FORD — 3.0'

GRADIENT — 30°




STEP — 2.0'

BRIDGE — 31 TONS

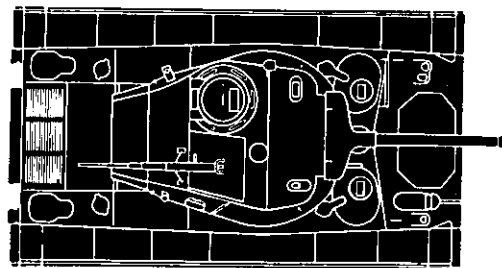
TRENCH — 7.4'




MEDIUM TANK, M4A3 105-MM HOWITZER



LIGHT TANK, M24




← 16.4' →



↑ 7.9' ↓

← 9.3' →



CHARACTERISTICS:

Turret: Irregular and angular, with inclined sides undercut sharply.

Top slopes down front and rear from a flat center section. Prominent cupola set left of center. Large gun mantlet. Storage box in rear forms overhanging extension of tapered rear of turret.

Hull: Low, compact; slopes down gently at front and rear. Front formed by two flat, inclined plates

which meet in sharp V and form prominent horizontal line at forward end of tank.

Armament: One 75-mm gun (aircraft type) in turret. One coaxial caliber .30 machine gun. One caliber .30 machine gun in bow. One caliber .50 AA machine gun on turret.

Traction: Full track. Five large, closely set bogie wheels sprung independently. Driving sprocket in front, high-set idler in rear.

INTEREST DATA: This light tank differs greatly from any other American design. Its 75-mm gun makes it the most heavily armed light tank known. Performance is excellent, partly because of the torsion bar suspension which is similar to that of the M18 tank destroyer. The M24 is equipped with a vision cupola, an important piece of equipment now standard on all new American tanks.

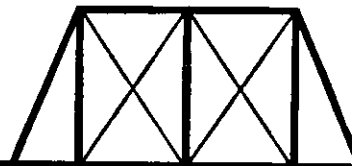
SPEED — 35 MPH

FORD — 4.0'

GRADIENT — 31°





STEP — 3.0'



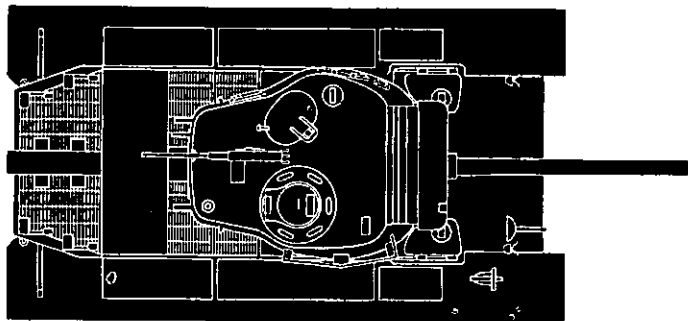
BRIDGE — 20 TONS

TRENCH — 7.0'


LIGHT TANK, M24



HEAVY TANK, M26




20.2'



9.2'

11.2'



CHARACTERISTICS:

Turret: Massive, irregular. Very large, undercut bulge in rear. Sharply curved, very prominent mantlet in front. Vision cupola on the right, and second hatch on the left. Set well forward of center of hull. In travelling position gun is turned to rear.

Hull: Long, low, set deep between tracks. Inclined front plate is sharply


undercut. Long rear deck slopes down gradually to rear and sides.

Armament: One 90-mm gun in turret. One coaxial caliber .30 machine gun. One caliber .30 machine gun in bow. One caliber .50 AA machine gun on turret.

Traction: Full track. Six large, independently sprung bogies. Five very large return rollers. Driving sprocket set low in rear. Large high-set idler in front. Very wide tracks.

INTEREST DATA: This is the first important heavy tank of American manufacture. It is a formidable tank embodying many battle-tested characteristics. The 90-mm gun is a tremendous weapon. The turret is very large to afford ease of movement for the crew; observation from the turret is aided by the vision cupola. The very wide tracks and torsion bar suspension give the tank excellent performance. This is the first American tank with a drive sprocket in the rear.

SPEED — 25 MPH



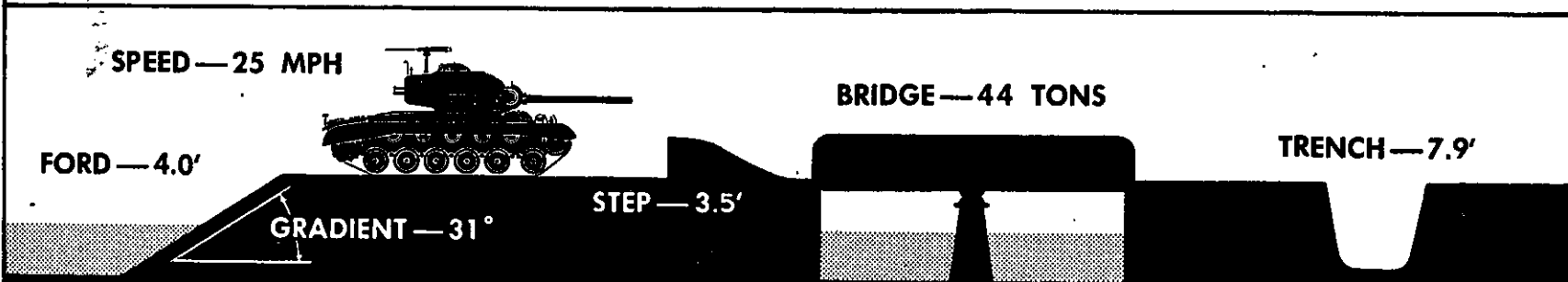
BRIDGE — 44 TONS

FORD — 4.0'






TRENCH — 7.9'

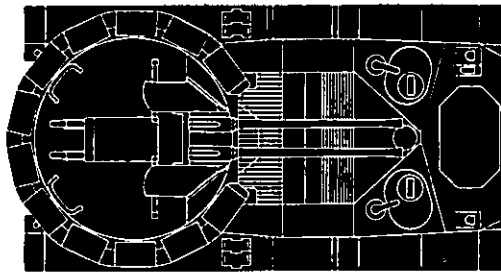
GRADIENT — 31°

STEP — 3.5'




HEAVY TANK, M26



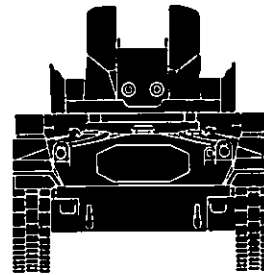


17.9'



9.5'

9.3'



CHARACTERISTICS:

Turret: Lightly armored, open-topped. Roughly cylindrical, with very low sides and rear and high, notched shield in front. Set at rear of hull.

Hull: Low and compact. Long forward deck. Front formed by two flat, inclined plates which meet

in sharp V and form prominent horizontal line at forward end of carriage.

Armament: Twin 40-mm AA guns.
Traction: Five large, evenly spaced bogie wheels sprung independently. Driving sprocket in front, high-set idler in rear. Four return rollers.


INTEREST DATA: This chassis is similar to that of the M24 light tank. The traction is almost identical with the M24's; chief differences are a fourth return roller and greater spacing between bogies on the M19. This is a powerful U. S. self-propelled AA weapon to become standard equipment.

SPEED — 35 MPH

FORD — 3.5'

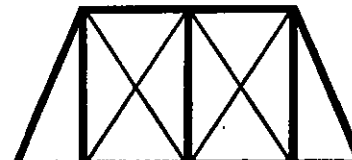
GRADIENT — 31°

STEP — 3.0'








BRIDGE — 20 TONS

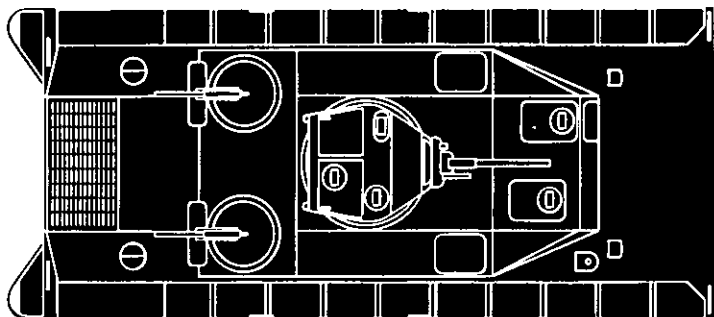
TRENCH — 8.0'




TWIN 40-MM GUN MOTOR CARRIAGE, M19



LANDING VEHICLE TRACKED, ARMORED: LVT (A) (1)



26.0'



10.0'

CHARACTERISTICS:

Turret: Similar to M5 light tank turret.

Hull: High, long, and straightsided; overhangs track in front and rear; forward overhanging portion drops gently to the front; low, slant-sided cab on forward slope continues back as armored deck covering and drops directly behind turret; two machine gun scarf mounts protrude from rear deck; high,


vertical sides covered by pontoons; front and rear curve, "rocker" fashion, abruptly down to bogie assemblies.

Armament:

- One 37-mm gun in turret.
- One coaxial caliber .30 machine gun.
- Two caliber .30 machine guns in scarf mounts behind turret.

Traction: Full track; eleven bogie assemblies; high driving sprocket in front; high rear idler; two track support rollers. Grousers provide traction on land and propulsion on water.

10.8'





INTEREST DATA:

The LVT (A) (1) is an armored amphibian tank designed primarily as a combat vehicle. Its hull and cab design and construction are identical to the LVT (A) (2). Below the armor-covered deck 16 men can be transported.

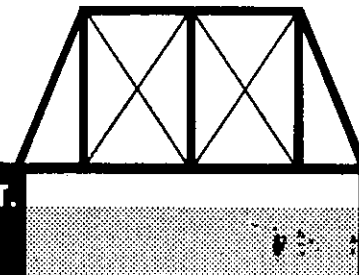
C 4, FEBRUARY 1945
FROM DATA CURRENTLY AVAILABLE
WAR DEPARTMENT FM 30-40

SPEED LAND—20 MPH
SPEED WATER—7.5 MPH



GRADIENT—34°






STEP—3.4' EST.



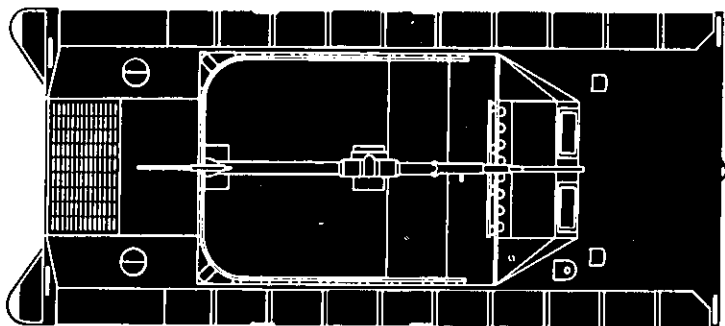
BRIDGE—17 TONS

TRENCH—5.8' EST.

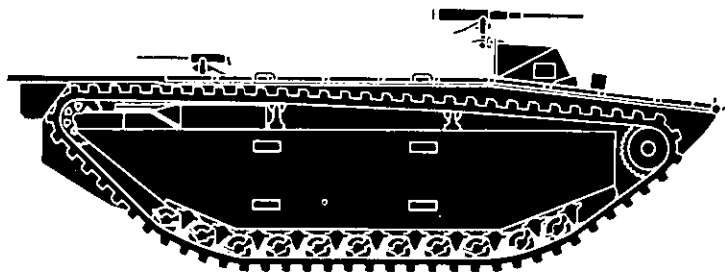
LANDING VEHICLE TRACKED, ARMORED: LVT (A) (1)



LANDING VEHICLE TRACKED: LVT (2)




26.0'



8.1'

10.8'



CHARACTERISTICS:

Turret: None.

Hull: High, long, and straightsided; overhangs track in front and rear; forward overhanging portion drops gently to the front; low, slant-sided cab on forward slope; flat deckline; high, vertical sides covered by pontoons; front and rear curve, "rocker" fashion, abruptly down to bogie assemblies.

Armament:

One caliber .50 machine gun, skate mounted across back of cab.

One caliber .30 machine gun, skate mounted inside cargo compartment.

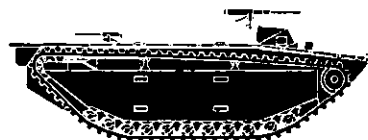

Traction: Full track; eleven bogie assemblies; high driving sprocket in front; high rear idler; two track support rollers. Grousers provide traction on land and propulsion on water.

INTEREST DATA:

The LVT (2) is an unarmored amphibian tractor of all-steel construction designed primarily as a troop and cargo transport. The main compartment is an open cargo space capable of transporting 24 men. A closed cab at the front houses the driver and assistant driver. Glass windows are incorporated in the front of the cab. "Pin-up" armor may be bolted to the vehicle.

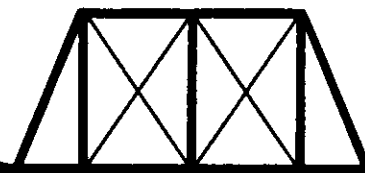
C 4, FEBRUARY 1945
FROM DATA CURRENTLY AVAILABLE
WAR DEPARTMENT FM 30-40

SPEED LAND—20 MPH
SPEED WATER—7.5 MPH



GRADIENT—35°





STEP—3.4' EST.



BRIDGE—16 TONS

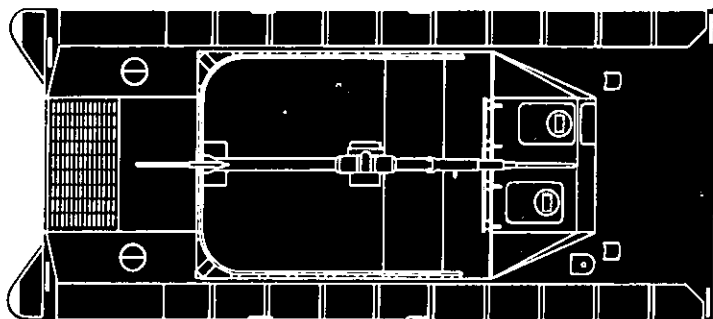
TRENCH—5.8' EST.

LANDING VEHICLE TRACKED: LVT (2)




HDE

LANDING VEHICLE TRACKED, ARMORED: LVT (A) (2)

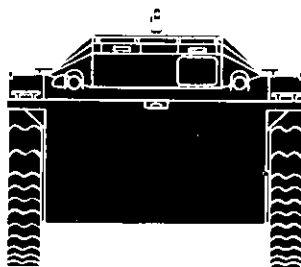


26.0'



8.2'

10.8'



CHARACTERISTICS:

Turret: None.
 Hull: High, long, and straightsided; overhangs track in front and rear; forward overhanging portion drops gently to the front; low, slant-sided cab on forward slope; flat declivity; high, vertical sides covered by pontoons; front and rear curve, "rocker" fashion, abruptly down to bogie assemblies.

Armament:

One caliber .50 machine gun, skate mounted across back of cab.

One caliber .30 machine gun, skate mounted inside cargo compartment.

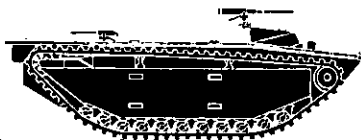
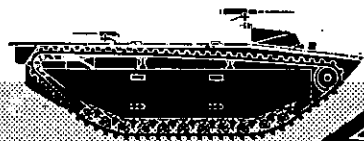
Traction: Full track; eleven bogie assemblies; high driving sprocket in front; high rear idler; two track support rollers. Grousers provide traction on land and propulsion on water.

INTEREST DATA:

The LVT (A) (2) is an armored amphibian tractor of all-steel construction designed primarily as a combat vehicle. The main compartment is an open cargo space capable of transporting 24 men. A closed cab at the front houses the driver and assistant driver.

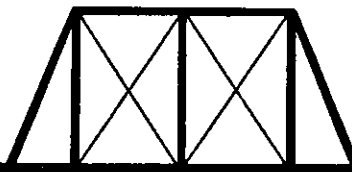
C 4, FEBRUARY 1945
 FROM DATA CURRENTLY AVAILABLE
 WAR DEPARTMENT FM 30-40

SPEED LAND—20 MPH
 SPEED WATER—7.5 MPH



GRADIENT—34°






STEP—3.4' EST.



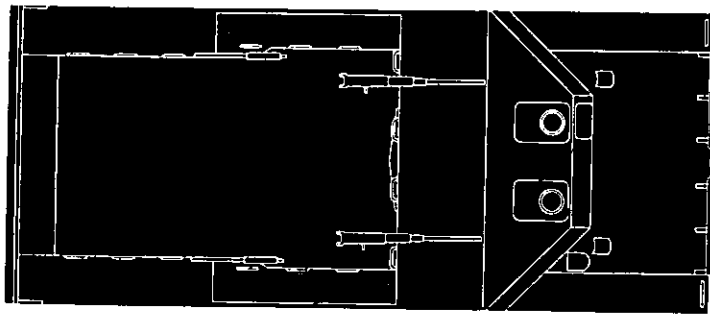
BRIDGE—17 TONS

TRENCH—5.8' EST.

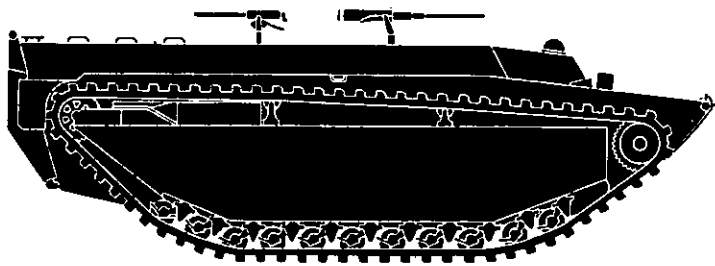
LANDING VEHICLE TRACKED, ARMORED: LVT (A) (2)



LANDING VEHICLE TRACKED: LVT (4)

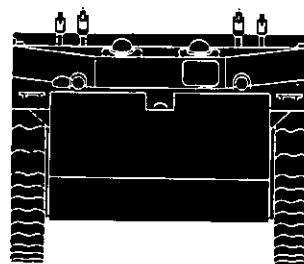


26.0'



8.2'

10.7'



CHARACTERISTICS:

Turret: None.

Hull: High, long, and straight-sided; overhangs track in front and rear; forward overhanging portion drops gently to the front; flat deckline; high, vertical sides covered by pontoons; front curves abruptly down to bogie assemblies; rear is square and broken down for ramp.

Armament:

Two caliber .50 machine guns, pedestal mounted across back of engine compartment.

Two caliber .30 machine guns, pedestal mounted on sides of cargo compartment.

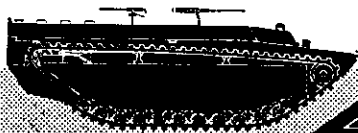
Traction: Full track; eleven bogie assemblies, high driving sprocket in front; high rear idler; two track support rollers. Grousers provide traction on land and propulsion on water.

INTEREST DATA:

The LVT (4) is an unarmored amphibian tractor of all-steel construction designed primarily as a troop and cargo transport. The main compartment is an open cargo space capable of transporting 30 men. A rear ramp permits rapid loading and unloading. A closed cab at the front houses the driver and assistant driver. "Pin-up" armor is shown bolted to the vehicle.


C 4, FEBRUARY 1945
FROM DATA CURRENTLY AVAILABLE
WAR DEPARTMENT FM 30-40

SPEED LAND—20 MPH
SPEED WATER—7.5 MPH



GRADIENT—34°





STEP—3.4' EST.



BRIDGE—17 TONS

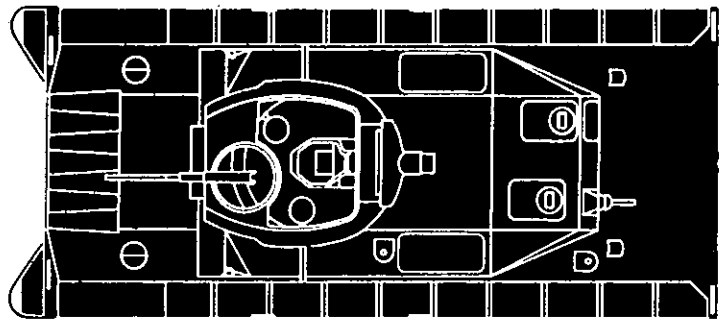
TRENCH—5.8' EST.

LANDING VEHICLE TRACKED: LVT (4)

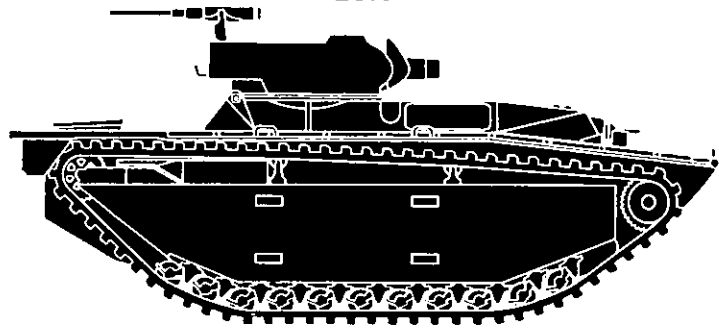


© 1948

LANDING VEHICLE TRACKED, ARMORED: LVT (A) (4)




26.0'



10.0'

10.8'



CHARACTERISTICS:
 Turret: Similar to 75-mm howitzer motor carriage, M8.
 Hull: High, long and straightsided; overhangs track in front and rear; forward overhanging portion drops gently to the front; low, slant-sided cab on forward slope continues back as armored deck covering and drops directly behind turret; high, vertical sides covered by pontoons; front and rear curve,

"rocker" fashion, abruptly down to bogie assemblies.

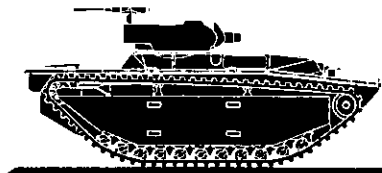
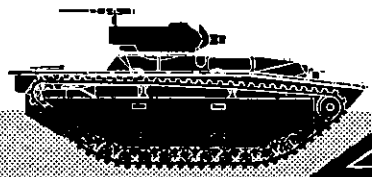
Armament:
 One 75-mm howitzer in turret.
 One caliber .30 machine gun in right front of cab.
 One caliber .50 AA machine gun on ring mount on turret.

Traction: Full track; eleven bogie assemblies; high driving sprocket in front; high rear idler; two track support rollers. Grousers provide traction on land and propulsion on water.

INTEREST DATA:
 The LVT (A) (4) is an armored amphibian tank designed primarily as a combat vehicle. It has a land speed of 10-15 mph and a water speed of 5½-7 mph. Cruising ranges are 50 miles on sea and 150 miles on land.

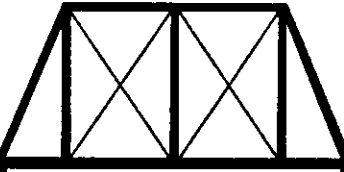
C 4. FEBRUARY 1945
 FROM DATA CURRENTLY AVAILABLE
 WAR DEPARTMENT FM 30-40

SPEED LAND—20 MPH
SPEED WATER—7.5 MPH



GRADIENT—34°






STEP—3.4' EST.



BRIDGE—17 TONS

TRENCH—5.8' EST.

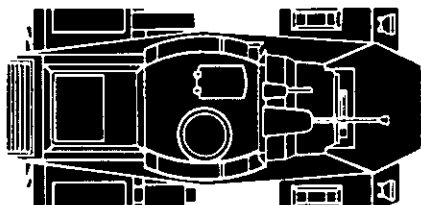
LANDING VEHICLE TRACKED, ARMORED: LVT (A) (4)



BRITISH ARMORED VEHICLES


BRITISH

HUMBER ARMORED CAR

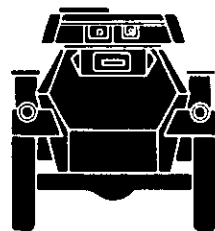


15.0'

7.2'



7.8'



CHARACTERISTICS:

Turret: Shallow and angular; mounted on circular base; front sloping, back vertical.

Hull: Short, high and angular; prominent driver's cab above abruptly sloping front face; rear deck slopes down gradually; high angular fenders over each wheel.

Armament:

One heavy machine gun in turret on right.

One light machine gun in turret on left.

Traction: Four large wheels.

INTEREST DATA: The high, stocky appearance of this vehicle results from its very short wheelbase. The car is equipped with smoke dischargers mounted on the turret. It is produced in several similar models, and is a mechanically reliable vehicle.

NOVEMBER 1943
FROM DATA CURRENTLY AVAILABLE
WAR DEPARTMENT FM 30-40

SPEED — 45 MPH

BRIDGE — 8 TONS

FORD — 3.0'



GRADIENT — 24°

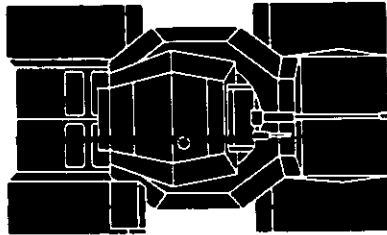
STEP — 1.1' EST.

HUMBER ARMORED CAR




BRITISH

DAIMLER ARMORED CAR

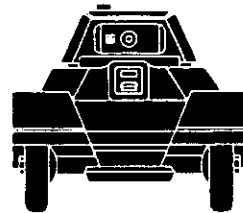


13.0'

8.0'



7.3'



CHARACTERISTICS:

Turret: High in front, slopes down to rear bulge which houses radio; sloping sides and front; protruding gun mantlet.

Hull: Short, angular, pot-shaped body centrally underslung between large wheels; narrow nose; low ground clearance; wide, curved fenders.

Armament:

One 2-pounder in turret.

One coaxial 7.92-mm machine gun.

Traction: Four very large wheels.

INTEREST DATA: This is probably the most useful type of British armored car. Its appearance is so unique that it cannot easily be confused with vehicles of other countries. The car is equipped with smoke dischargers. It is very stable, and has good speed on roads. The vehicle can be steered from the rear for ease in rapidly reversing direction.

NOVEMBER 1943
FROM DATA CURRENTLY AVAILABLE
WAR DEPARTMENT FM 30-40

SPEED — 45 MPH

BRIDGE — 9 TONS



FORD — 3.0'



GRADIENT — 24°

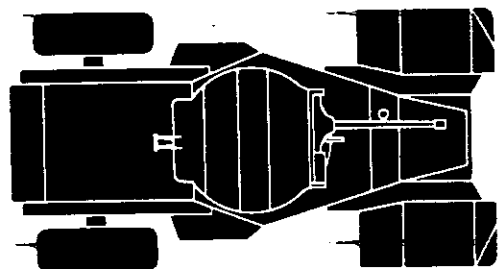
STEP — 1.2' EST.

DAIMLER ARMORED CAR




BRITISH

A.E.C. ARMORED CAR



17.0'



8.5'

CHARACTERISTICS:

Turret: Roughly cylindrical, with irregular projections at both front and rear, and top which curves down forward and rear; centered on hull.

Hull: High, flat top, with gradual incline down to rear; front slopes down irregularly, and narrows almost to point; angular, high-set, fenders over front wheels only.


Armament:

One 2-pounder mounted in turret.

One coaxial caliber .30 machine gun.

Traction: Four large wheels.

9.0'



INTEREST DATA: This vehicle is called the "Matador." Latest models mount a 6-pounder. The vehicle is not fast, but is very reliable and can negotiate heavy sand and mud, and has been used principally in the Middle East.

NOVEMBER 1943
FROM DATA CURRENTLY AVAILABLE
WAR DEPARTMENT FM 30-40

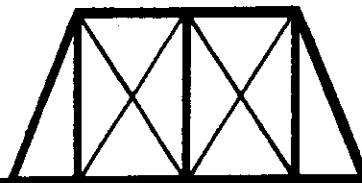
SPEED — 36 MPH

FORD — ?





GRADIENT — ?

STEP — 1.5' EST.



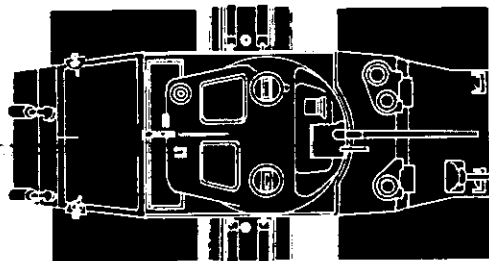
BRIDGE — 14 TONS

A.E.C. ARMORED CAR




BRITISH

ARMORED CAR, T17E1



16.3'



7.6'

CHARACTERISTICS:

Turret: Roughly conical, with cutaway front and shallow, undercut extension in rear.

Hull: Prominent driver's cab, with flat top and steep front face; rear deck slopes down gradually; wide fenders cover each wheel; large jettison tanks on each side at center.

Armament:

One 37-mm gun in turret.


One coaxial caliber .30 machine gun.

One caliber .30 machine gun in right front of hull.

One caliber .30 AA machine gun on turret.

Traction: Four large wheels, with four-wheel drive.

8.9'



INTEREST DATA: This car is built in the United States for the British. It has been given the name "Staghound." The vehicle is classed as a medium armored car. It is equipped with a smoke projector on the right side of the turret roof.

NOVEMBER 1943
FROM DATA CURRENTLY AVAILABLE
WAR DEPARTMENT FM 30-40

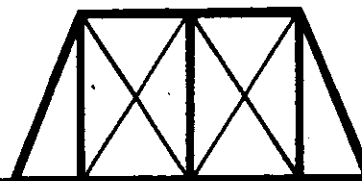
SPEED — 50 MPH

FORD — ?

GRADIENT — ?







STEP — 1.3' EST.



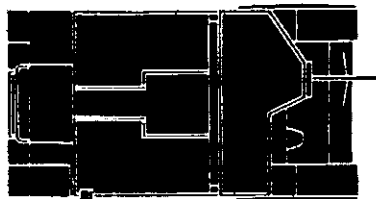
BRIDGE — 15 TONS

ARMORED CAR, T17E1




BRITISH

UNIVERSAL CARRIER

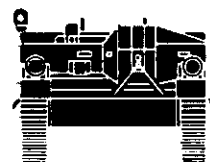


12.0'

7.0'



5.2'



CHARACTERISTICS:

Turret: None.

Hull: Low, short, boxlike, with vertical sides and open top; gun shield formed at left front by angular, forward bulge in hull face.

Armament: One caliber .303 machine gun.

Traction: Full track; three unequally spaced bogie wheels, forward two wheels suspended in one bogie, rear wheel sprung independently; driving sprocket in rear.

INTEREST DATA: The British have built several small, lightly armored, open-topped full-track vehicles. These carriers have many uses but are quite similar in design. Some models have four bogie wheels instead of three. The vehicle shown is usually called the Bren gun carrier from the name of the weapon it is sometimes used to carry. The Universal may also mount a 2-pounder gun.

NOVEMBER 1943
FROM DATA CURRENTLY AVAILABLE
WAR DEPARTMENT FM 30-40

SPEED — 30 MPH

BRIDGE — 5 TONS

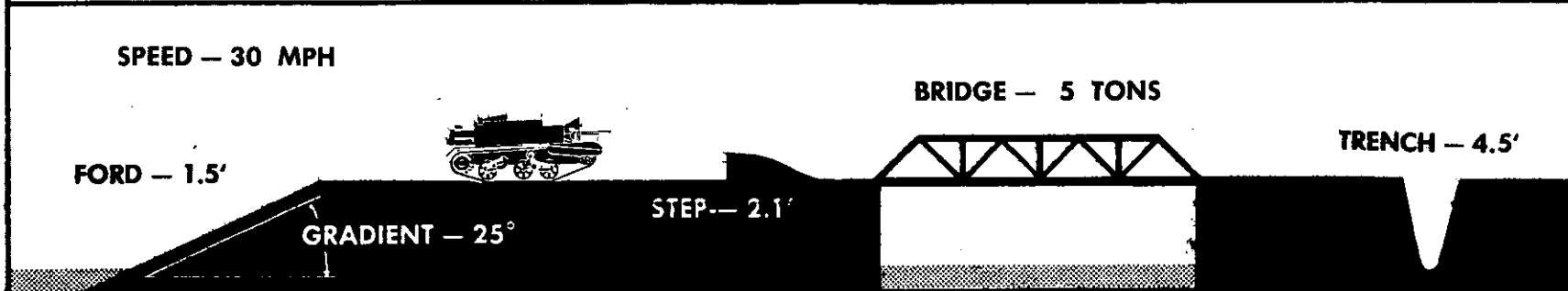
TRENCH — 4.5'

FORD — 1.5'









GRADIENT — 25°

STEP — 2.1'

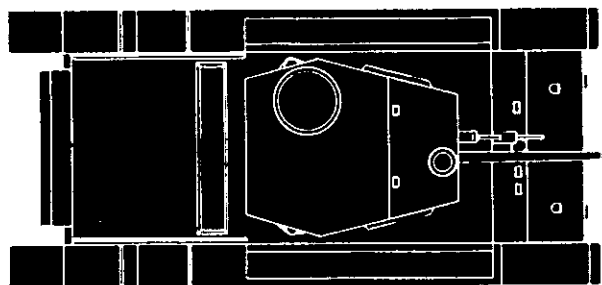


UNIVERSAL CARRIER




BRITISH

CROMWELL TANK

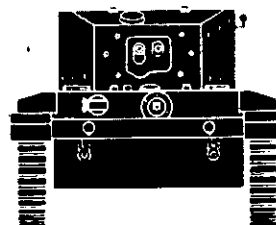


20.5'



7.7'

9.5'



CHARACTERISTICS:

Turret: Very large, with six flat vertical faces; top slopes down slightly at front; set well forward of center.

Hull: Low and wide, with flat top; shallow vertical front face very near front; small sloping front deck.

Armament:

One 6-pounder in turret.

One coaxial 7.92-mm machine gun.

One 7.92-mm machine gun in left front of hull.

Traction: Full track; five very large Christie type bogie wheels almost evenly spaced; large driving sprocket in rear; small, high-set idler in front.

INTEREST DATA: This is the most important British tank. It has a good fighting compartment, fairly low silhouette, and high speed. Several very similar models have been produced.

NOVEMBER 1943
FROM DATA CURRENTLY AVAILABLE
WAR DEPARTMENT FM 30-40

SPEED — 34 MPH

BRIDGE — 30 TONS

TRENCH — 7.8'


FORD — 4.0'





GRADIENT — ?

STEP — 3.0'

CROMWELL TANK

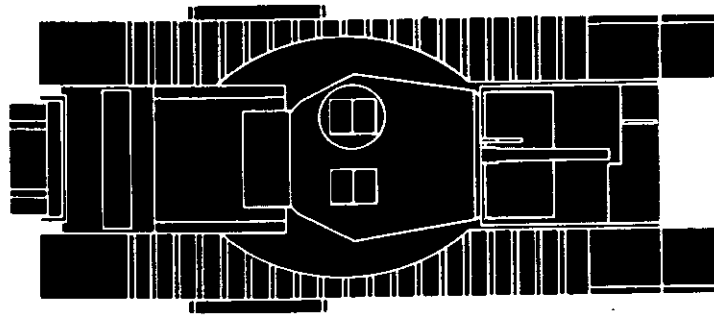


TANK - AERONAUTS




BRITISH

CHURCHILL INFANTRY TANK



25.2'



CHARACTERISTICS:

Turret: Shallow, but large and boxlike; flat top, cutaway slightly at front; rear and front are vertical plates; each side composed of two plates which join in flat V to form widest part of turret just behind center. Rectangular stowage bin affixed to rear.

Hull: Obscured by over-all track, which gives table-top effect; nose of

tank extends well beyond muzzle of main gun; driver and gunner cabs hidden by tracks from side view.

Armament:

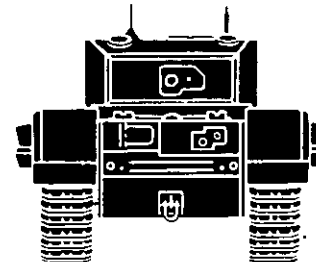
One 6-pounder (latest model).

One coaxial machine gun.

One machine gun in left front of hull.

Traction: Full track; 11 small, independently sprung wheels, center 9 evenly spaced; half skirting, with prominent air louvres on rear; broad tracks with top level with top of hull; very high rear driving sprocket and front idler.

10.7'



8.2'


INTEREST DATA: This very large tank is the only known vehicle of any importance which has over-all tracks. There are several models. Some types mount a 2-pounder as the main armament. One 6-pounder model has a cast turret with all edges rounded. A close-support version mounts a 3-inch howitzer in place of the machine gun in the front of the hull.

NOVEMBER 1943
FROM DATA CURRENTLY AVAILABLE
WAR DEPARTMENT FM 30-40

SPEED — 17 MPH

FORD — 3.0'

GRADIENT — 30°









STEP — 4.0'

BRIDGE — 43 TONS

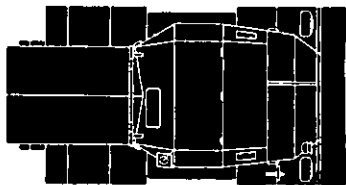
TRENCH — 12.0'

CHURCHILL INFANTRY TANK



BRITISH

LYNX ARMORED CAR



CHARACTERISTICS:

Turret: None.

Hull: Short, low; prominent, boxlike rear; angular superstructure resembling sqac turret set forward of center; long, rectangular box set across front of hull just above front wheels.


Armament: One caliber .303 Bren machine gun.

Traction: Four large wheels.


INTEREST DATA: This small vehicle is of Canadian design and construction. It is unique in appearance, differing considerably from any vehicle in use by other nations.

11.7'

6.1'



6.4'



C 1. 7 DECEMBER 1943
FROM DATA CURRENTLY AVAILABLE
WAR DEPARTMENT FM 30-40

SPEED 60 MPH

FORD — 1.5'

GRADIENT 23°







STEP — 0.9' EST.

BRIDGE — 5 TONS

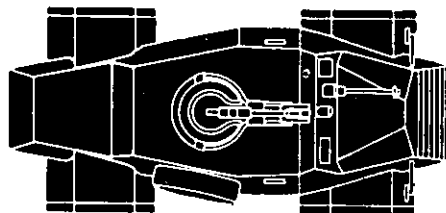


LYNX ARMORED CAR



BRITISH

OTTER ARMORED CAR



14.9'

CHARACTERISTICS:

Turret: Very small, conical, with open top; set just to rear of center of hull superstructure.

Hull: Short, high, angular; superstructure has high, flat top which slopes down to rear; angular fenders over all wheels.


Armament: One caliber .303 Bren machine gun in turret.

One caliber .55 Boys antitank rifle in left front of hull.


Traction: Four large wheels.

INTEREST DATA: This is a Canadian vehicle. Its high, short body gives it an appearance similar to that of several armored cars built in Britain, particularly the Humber armored car. The vehicle is equipped with a 4-inch smoke discharger in the front of the hull superstructure.

7.0'



7.9'



C 1, 7 DECEMBER 1943
FROM DATA CURRENTLY AVAILABLE
WAR DEPARTMENT FM 30-40

SPEED — 50 MPH

FORD — 2.0'



GRADIENT — 32°



STEP — 1.0'

BRIDGE — 6 TONS



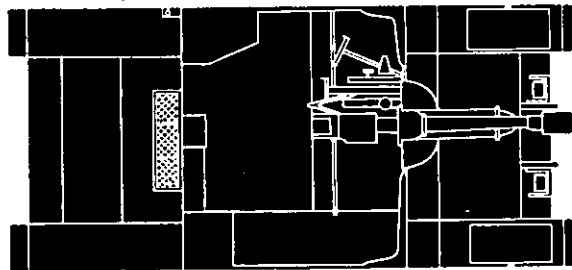
RESTRICTED

OTTER ARMORED CAR




BRITISH

SP 25 POUNDER



19.2'



CHARACTERISTICS:

Turret: None.

Hull: Long, with vertical sides and high, square-cut, open-topped superstructure at center; front and rear decks slope down gradually.

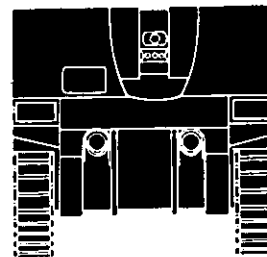
Armament: One 25-pounder mounted in hull.

Traction: Full track; six equally spaced bogie wheels suspended in pairs; three track support rollers; driving sprocket in front.

INTEREST DATA: This Canadian vehicle is equipped with a powerful gun, and has a large fighting compartment. The chassis is based on that of the American medium tanks.

8.9'

8.0'




C I, 7 DECEMBER 1943
FROM DATA CURRENTLY AVAILABLE
WAR DEPARTMENT FM 30-40

SPEED — 25 MPH

FORD — 3.0'

GRADIENT 35°

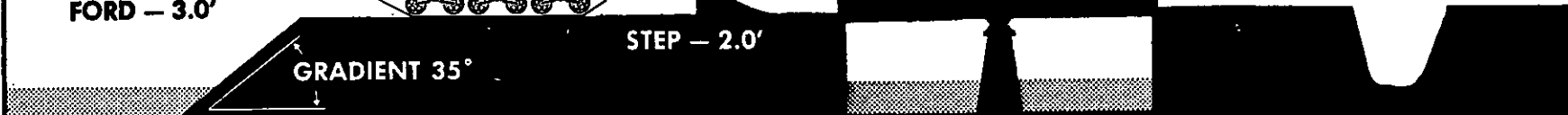


STEP — 2.0'

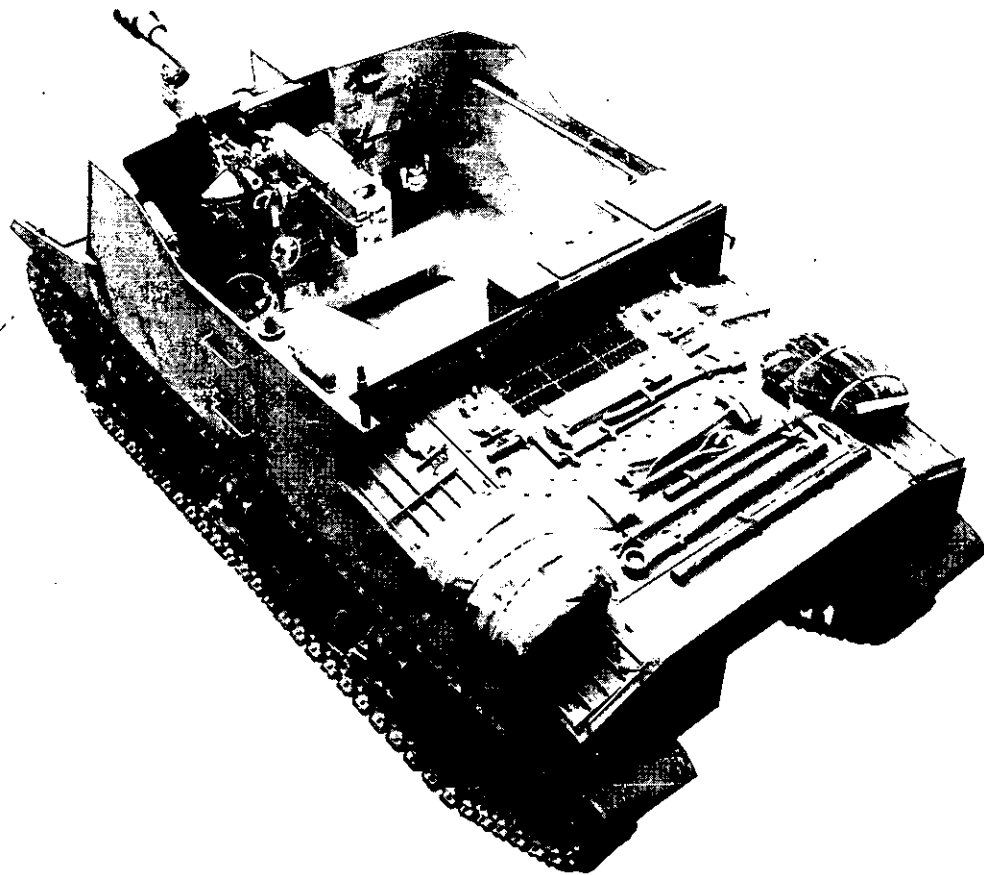


BRIDGE — 24 TONS



TRENCH — 7.4'

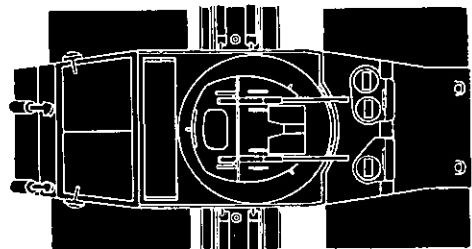


SP 25 POUNDER




BRITISH

ARMORED CAR T17E2




16.3'



7.5'

8.9'



CHARACTERISTICS:

Turret: Open-topped, roughly cylindrical, with inclined, slotted front face. Rear is raised at center, curves down to meet sides.

Hull: Prominent driver's cab, with flat top and steep front face. Rear deck slopes down gradually. Wide fenders cover each wheel. Large

jettison tanks mounted on each side at center.

Armament: Two caliber .50 machine guns in twin mount in turret.

Traction: Four large wheels, with four-wheel drive.

INTEREST DATA: This vehicle is a variation of the T17E1, or "Stagbound," an American-built British armored car. The T17E2 is an anti-aircraft vehicle. It differs appreciably from the basic car only in the turret. The new vehicle gives the gunner unusual protection, can deliver effective AA fire, and has good cross-country mobility.

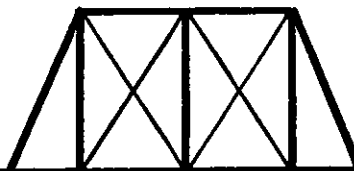
SPEED — 50 MPH

FORD — 2.7'






GRADIENT — 24°

STEP — 1.3' EST.

BRIDGE — 15 TONS

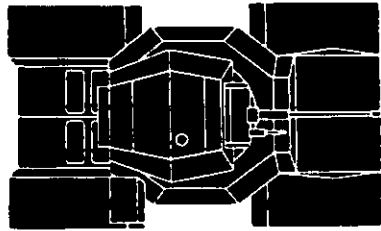


ARMORED CAR T17E2




BRITISH

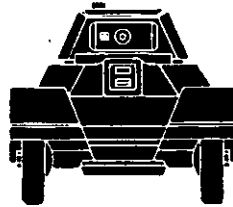
DAIMLER ARMORED CAR



13.0'



8.0'



7.3'

CHARACTERISTICS:

Turret: High in front, slopes down to rear bulge which houses radio; sloping sides and front; protruding gun mantlet.

Hull: Short, angular, pot-shaped body centrally underslung between large wheels; narrow nose; low ground clearance; wide, curved fenders.

Armament: One 2-pounder in turret. One coaxial 7.92-mm machine gun.

Traction: Four very large wheels.

INTEREST DATA: This is probably the most useful type of British armored car. Its appearance is so unique that it cannot easily be confused with vehicles of other countries. The car is equipped with smoke dischargers. It is very stable, and has good speed on roads. The vehicle can be steered from the rear for ease in rapidly reversing direction.

SPEED — 45 MPH

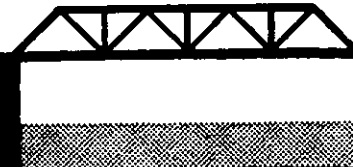
FORD — 3.0'

GRADIENT — 24°





STEP — 1.2' EST.

BRIDGE — 9 TONS



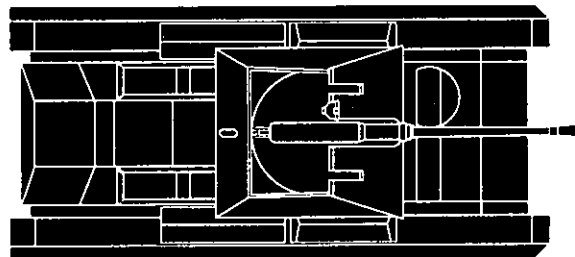
RESTRICTED

DAIMLER ARMORED CAR




BRITISH

CRUSADER AA MK I

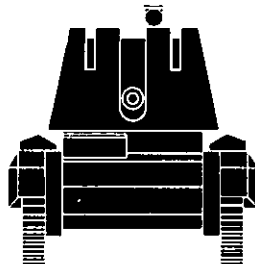


19.6'



8.5'

9.0'



CHARACTERISTICS:

Turret: Very high; open top; box-like; tapered; sits near front; 40-mm gun protrudes from a deep U-shaped cut in the front; smaller cuts on either side of the gun for vision purposes.

Hull: Flat top; rectangular; sloping sides; overhanging sand shields.

Armament: One 40-mm AA gun.

Traction: Full track; five large evenly spaced bogie wheels; rear driving sprocket; high front idler.

INTEREST DATA:

This is designed primarily as a self-propelled anti-aircraft weapon. It is mounted on the old "Crusader" tank chassis from which it derives its name. There is no gun mantlet. The 40-mm gun protrudes from a deep U-shaped cut in the turret front. Forward turret vision is provided by rectangular cuts on either side of the gun. The weapon may be employed for anti-tank and other purposes.

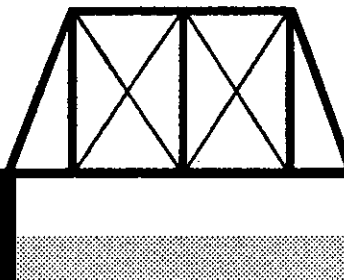
C 4, FEBRUARY 1945
FROM DATA CURRENTLY AVAILABLE
WAR DEPARTMENT FM 30-40

SPEED—27 MPH

FORD—3.2'

GRADIENT—23° EST.

STEP—2.5'



BRIDGE—19 TONS

TRENCH—7.5'

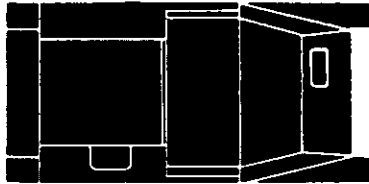
CRUSADER AA MK I

RUSSIAN ARMORED VEHICLES




RUSSIAN ★

ARMORED CARRIER (STZ)

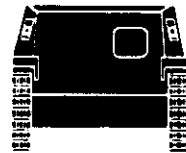


12.2'

6.3'



5.3'



CHARACTERISTICS:

Turret: None.

Hull: Low, with low ground clearance; angular nose, with inclined front and sides, flat top sloping down slightly at front. Rear compartment has open top.

Armament: One 7.62-mm machine gun (most usual model).

Traction: Low full track; four small bogie wheels suspended in pairs; driving sprocket in front; small low-set idler in rear.

INTEREST DATA: This small vehicle has many uses in the Russian Army. It serves as a carrier for ammunition and personnel, and as a prime mover for loads up to 3 tons. It is also used as a self-propelled mount for a 57-mm antitank gun, this model being equipped with a high, flat shield at the front for protection of the crew.

NOVEMBER 1943
FROM DATA CURRENTLY AVAILABLE
WAR DEPARTMENT FM 30-40

SPEED — 18 MPH

BRIDGE — 6 TONS

FORD — ?



TRENCH — 5.0' EST.

GRADIENT — ?

STEP — 1.3' EST.



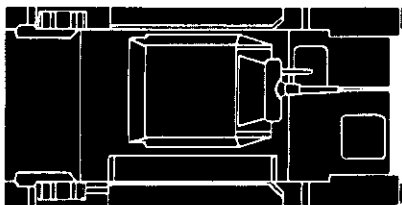
ARMORED CARRIER (STZ)



RUSSIAN




LIGHT TANKS




14.3'

7.7'



6.5'



CHARACTERISTICS:

Turret: Low, pyramidal, with protruding gun mantlet and undercut rear; set to left of center of hull.

Hull: Flat-topped superstructure with straight sides, abruptly sloping front; irregularly shaped auxiliary equipment on sides and rear deck.

Armament:

One 45-mm gun in turret.

One coaxial 7.62-mm machine gun.

Traction: Full track; five medium-sized bogie wheels; driving sprocket in front, idler in rear; three return rollers.

INTEREST DATA: The tank for which silhouettes are shown is the T70 (?), the latest Russian light tank. Other light tanks include the T40, T50, and T60. The T40 is an amphibious tank weighing about 5.5 tons. This vehicle has only four bogie wheels. A later vehicle, the T60, also has four bogies but weighs about 6 tons, is not amphibious, and mounts a 45-mm gun and a coaxial machine gun. The T50 weighs about 13 tons, has six bogies, and mounts a 45-mm gun with coaxial machine gun and one additional machine gun.

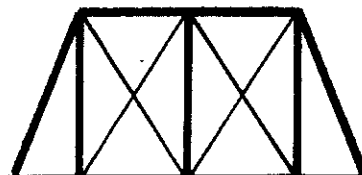
NOVEMBER 1943
FROM DATA CURRENTLY AVAILABLE
WAR DEPARTMENT FM 30-40

SPEED — 27 MPH

BRIDGE — 12 TONS

FORD — 2.7'

TRENCH — 8.0'




GRADIENT — 34°

STEP — 2.0'

LIGHT TANKS


T70



T70



T40



T 70

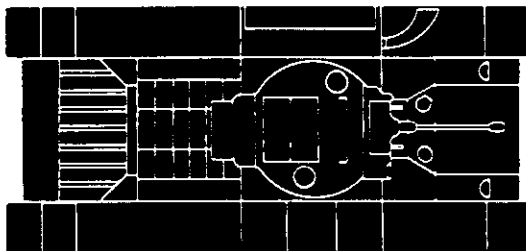


T 70




RUSSIAN ★ BRITISH

VALENTINE TANK

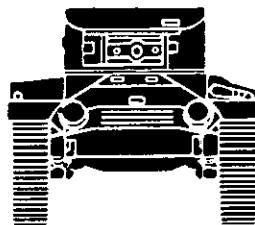


17.8'



7.5'

8.7'



CHARACTERISTICS:

Turret: Roughly cylindrical, with top sloping down in front and rear; large gun mantlet.

Hull: Low and wide, with corrugated horizontal rear deck; slopes down at rear; prominent, angular driver's cab set well forward; low-slung front end.

Armament:

One 2-pounder in turret.

One coaxial 7.92-mm machine gun.

Traction: Long, low full track; six bogie wheels, front and rear wheels larger than inner four; gap between forward and rear sets of three wheels; large driving sprocket in rear, idler in front.

INTEREST DATA: This is a British vehicle, but Russia is now the principal user. The tank is fitted with three different but similar types of turrets. One model mounts a 6-pounder as main armament.

NOVEMBER 1943
FROM DATA CURRENTLY AVAILABLE
WAR DEPARTMENT FM 30-40


SPEED — 15 MPH

FORD — 3.0'

GRADIENT — 32°






STEP — 2.0' EST.

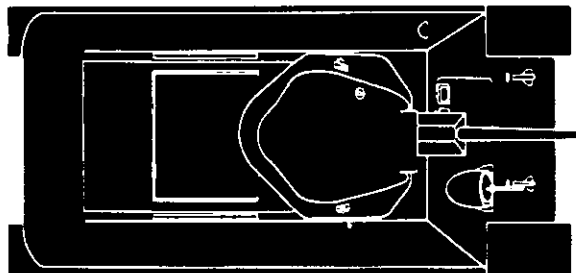


BRIDGE — 19 TONS


TRENCH — 7.8'

VALENTINE TANK



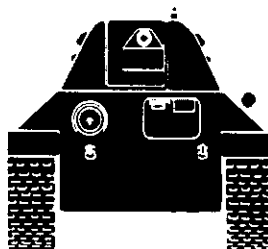


19.3'



8.0'

9.8'



CHARACTERISTICS:

Turret: Low, roughly conical, with projections to front and rear; bullet-shaped, undercut nose; flat, sloping back; protruding gun mantler.

Hull: Long and wide. Front, sides, and rear are flat, inclined, plates which slope down abruptly from long flat top.

Armament:

- One 76.2-mm gun mounted in turret.
- One machine gun in right front of hull.
- Long-barreled gun projects beyond hull.

Traction: Full track; five large, evenly spaced bogie wheels touching top and bottom of tracks; driving sprocket in rear; small idler in front; wide, flat track plates project well outside bogie wheels.

INTEREST DATA: This vehicle is a Russian development of the American Christie. The Germans consider it to be the best Russian tank. Its maneuverability, the quality of the armor, and the performance of the gun are excellent. The sloping armor is an outstanding feature. This chassis is also used effectively as a self-propelled mount for a 122 (128^{mm}) mm howitzer. The T34 may also mount the KVJ turret.

NOVEMBER 1943
FROM DATA CURRENTLY AVAILABLE

WAR DEPARTMENT FM 30-40

SPEED — 33 MPH

FORD — 3.6'

GRADIENT — ?



STEP — 2.0' EST.

BRIDGE — 29 TONS

TRENCH — 9.8'



MEDIUM TANK, T34

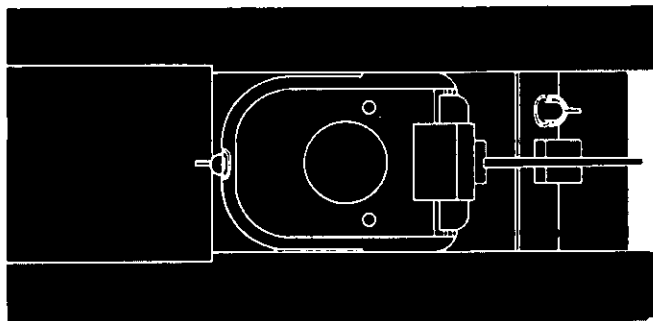


WITH KV I TURRET




WITH I22 (120) MM HOW

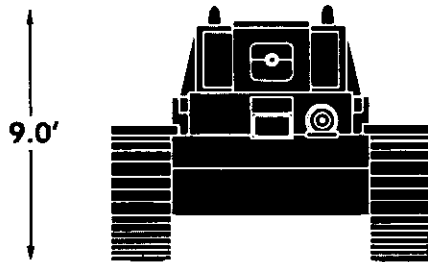




22.3'



11.0'



9.0'



CHARACTERISTICS:

Turret: Large, with flat, inclined sides joining rounded, undercut elongation in rear; flat, sloping, front face mounting very large gun mantlet.

Hull: Long, set low between massive tracks; face of driver's cab nearly vertical, joins gently sloping forward deck; rear deck level.

Armament:

- One 76.2-mm gun in turret.
- One machine gun in rear of turret.
- One machine gun in left front of hull.

Traction: Full track; six nearly evenly spaced bogie wheels sprung independently; large driving sprocket in rear; three large track support rollers; very broad tracks.


INTEREST DATA: This is a modern tank of Russian design. Gun mantlets may vary slightly. Some models mount extra armor; they may be distinguished by prominent bolts on sides and front of hull and turret.

NOVEMBER 1943
FROM DATA CURRENTLY AVAILABLE
WAR DEPARTMENT FM 30-40

SPEED — 22 MPH

FORD — 5.0'

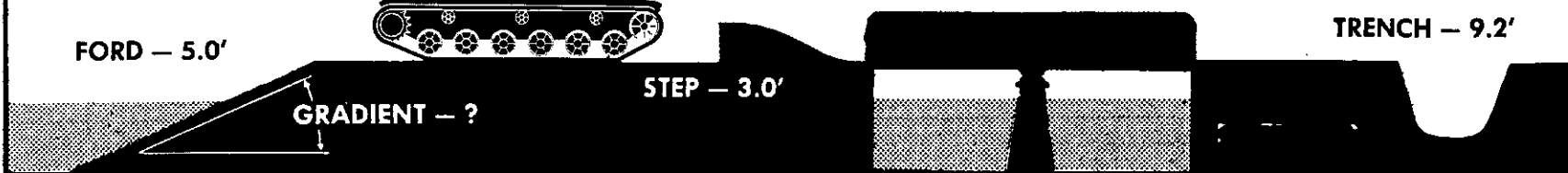
GRADIENT — ?






STEP — 3.0'

BRIDGE — 48 TONS

TRENCH — 9.2'

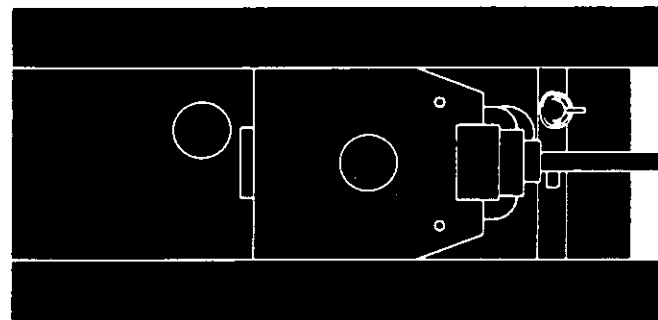


HEAVY TANK, KV I




RUSSIAN ★

HEAVY TANK, KV II

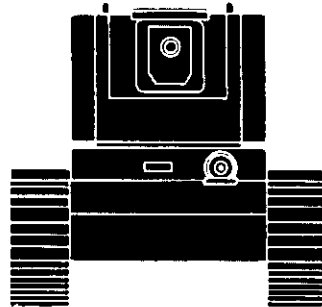


22.3'



10.8'

11.0'



CHARACTERISTICS:

Turret: Very large and massive; rectangular, with vertical sides and rear; front is vertical or slightly inclined, depending on model; undercut in rear; large gun mantlet.

Hull: Long, set low between massive tracks; face of driver's cab nearly vertical, joins gently sloping forward deck; flat rear deck.

Armament:

One 152-mm howitzer in turret.

One coaxial machine gun.

One machine gun in left front of hull.

Traction: Full track; six nearly evenly spaced bogie wheels sprung independently; large driving sprocket in rear; three large track support rollers; very broad tracks.

INTEREST DATA: This tank is similar to the KV I except for the massive turret. This turret cannot be traversed when the tank is tilted. In some models a 122 (128?)-mm howitzer is mounted in place of the 152-mm. The tank is used chiefly as close-support artillery.

NOVEMBER 1943
FROM DATA CURRENTLY AVAILABLE
WAR DEPARTMENT FM 30-40

SPEED — 21 MPH


FORD — 5.0'

GRADIENT — ?




STEP — 3.0'

BRIDGE — 58' TONS

TRENCH — 9.2'



HEAVY TANK, KV II

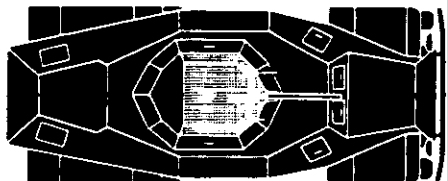


GERMAN ARMORED VEHICLES




GERMAN 

4-WHEELED ARMORED CAR




15.6'

6.3'



7.4'



CHARACTERISTICS:

Turret: Low, pyramidal; open top, protected by wire grid on some models; centered on hull.

Hull: High, flat top; slopes down abruptly and irregularly in front and rear. Lower parts of sides undercut upper faces, which are inclined in at top. Arrangement of hatches differs depending on model.

Armament: One 20-mm super-heavy machine gun in turret.

Traction: Four large wheels.

INTEREST DATA: This is one of the older German vehicles. It is the only important German 4-wheeled armored car. The basic model shown is the Sd Kfz 222; a very similar model, with lighter armament and no grid over the turret, is designated the Sd Kfz 221. The vehicle is equipped for steering on either two or four wheels; also either two or four wheels can be powered. Other only slightly different vehicles are designated Sd Kfz 223, 260, and 261.

NOVEMBER 1943
FROM DATA CURRENTLY AVAILABLE
WAR DEPARTMENT FM 30-40

SPEED — 30 MPH

FORD — ?




BRIDGE — 5 TONS

GRADIENT — ?

STEP — 0.9' EST.

4-WHEELED ARMORED CAR

SDKFZ 221



SDKFZ 221



SDKFZ 222



SDKFZ 221



SDKFZ 222

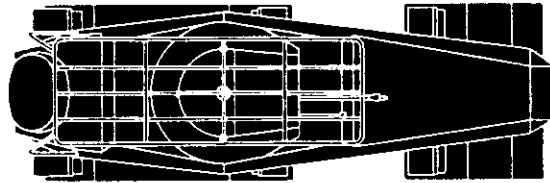


SDKFZ 222




GERMAN 

6-WHEELED ARMORED CAR



18.3'



CHARACTERISTICS:

Turret: Small, roughly conical, with flat, undercut front face; set to rear of center of hull.

Hull: Long and narrow, with high-set, flat-topped superstructure at center; sloping rear deck, tapering to narrow, angular tail; long, gradually

sloping front deck. Sides made of inclined flat plates, with lower plates undercutting upper faces.

Armament:


One 20-mm heavy machine gun in turret.

One coaxial light machine gun.

Traction: Six wheels; two in front, well forward, four in rear, set close together, double tired.

6.1'

7.3'



INTEREST DATA: The body of this vehicle is very similar to that of the German 8-wheeled armored car. The four rear wheels are powered, and the vehicle may be driven in either direction. Two versions of this vehicle are designated Sd Kfz 231 and 263.

NOVEMBER 1943
FROM DATA CURRENTLY AVAILABLE
WAR DEPARTMENT FM 30-40

SPEED — 50 MPH

FORD — ?





BRIDGE — 7 TONS

GRADIENT — ?

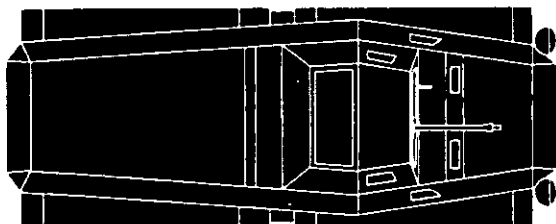
STEP — 0.9' EST.

6-WHEELED ARMORED CAR

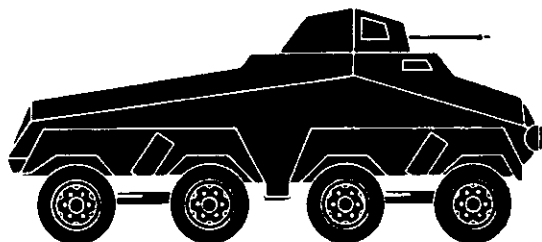


GERMAN 


8-WHEELED ARMORED CAR



19.0'



8.0'



7.3'

CHARACTERISTICS:

Turret: Small, pyramidal, with top sloping to front and rear; set forward of center of hull.

Hull: Long and narrow, with high-set, flat-topped superstructure at center; sloping front deck, tapering to narrow, angular nose; long, gradually sloping rear deck; sides

made of inclined flat plates, with lower plates undercutting upper faces; high, flat-topped fenders over each pair of wheels.

Armament:

One 20-mm heavy machine gun in turret.

One coaxial 7.92-mm machine gun.

Traction: Four evenly spaced wheels on each side; all wheels powered.

INTEREST DATA: The most important German armored car and may be seen in large numbers. Armament and radio antennas vary. Crew may be four or five men. Has good performance, and a very quiet engine. All wheels are suspended semi-independently, and all steer. May be driven at full speed in either direction; complete controls provided in each end. Two versions are designated Sd Kfz 231 and 263 (same as 6-wheeled car). Another model is equipped as an assault gun; the turret is removed and a short-barreled 75-mm gun mounted in the forward face of the hull.

NOVEMBER 1943
FROM DATA CURRENTLY AVAILABLE
WAR DEPARTMENT FM 30-40

SPEED — 55 MPH

FORD — 3.3'




GRADIENT — ?

STEP — 1.6'



BRIDGE — 9 TONS

TRENCH — 5.0'

8-WHEELED ARMORED CAR

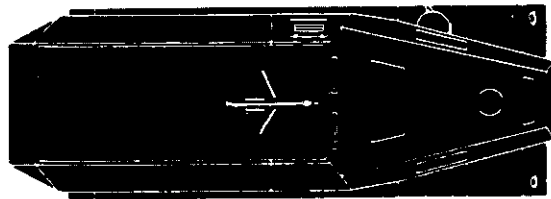


ASSAULT GUN




GERMAN 

ARMORED HALF-TRACK VEHICLES

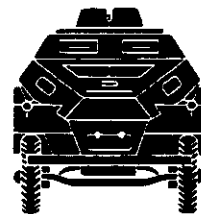


18.7'



6.0'

6.8'



CHARACTERISTICS:

Turret: None.

Hull: Low, with open top. Constructed of flat, inclined plates; upper plates slope in at top, lower faces incline in at bottom. Hood slopes down gradually, tapers almost to point. Long fender extends full length of vehicle.

Armament: One light machine gun in V-shaped shield at front. 90° traverse.

Traction: Two wheels in front, not powered; large semitrack in rear, with six large, overlapping bogie wheels; large driving sprocket at front of track, idler at rear.

INTEREST DATA: The two basic German armored half-track vehicles are the Sd Kfz 250 and 251. The two chassis are almost identical with the two smallest unarmored half-tracks. The 251 is a 3-ton (towing capacity) vehicle and is the one for which silhouettes and data are given. The 250 (1-ton towing capacity) is smaller and has only four bogie wheels. These cars, with slight changes in the hull, have many uses as command and radio vehicles, carriers for machine-gun and mortar sections, light AT and AA vehicles, observation cars, and ammunition carriers. They are reliable, provide protection against small-arms fire, and have good cross-country mobility.

NOVEMBER 1943
FROM DATA CURRENTLY AVAILABLE
WAR DEPARTMENT FM 30-40


SPEED — 30 MPH EST.

FORD — 1.6'

GRADIENT — 24°




STEP — 0.9' EST.




BRIDGE — 10 TONS

ARMORED HALF-TRACK VEHICLES


3 TON




3 TON




1 TON



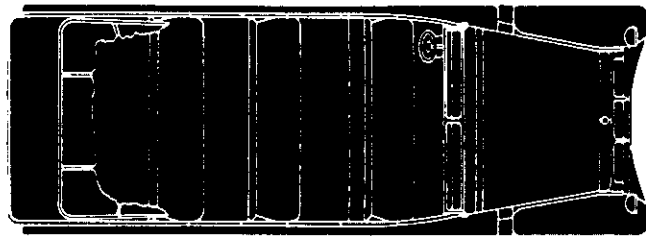
1 TON




1 TON



HALF-TRACK VEHICLES



← 22.3' →




CHARACTERISTICS:

Turret: None.
 Hull: Short angular nose; open top; vertical sides, square-cut rear; long fenders extend over track suspensions.
 Armament: None.
 Traction: Two wheels in front, not powered. Semitrack in rear, with

six large overlapping bogie wheels, independently sprung. Large driving sprocket in front, idler in rear. (The 1-ton vehicle has only four bogie wheels).

← 7.8' →

↑ 8.2' ↓




INTEREST DATA: The Germans have developed many semitracked vehicles, all having the same basic design. The elaborate rear running gear is characteristic. At least six different sizes of vehicles exist. They are rated on towing ability as 1- and 3-ton light, 5- and 8-ton medium, and 12- and 18-ton heavy. They vary in length from 15.5 feet (1-ton) to 27 feet (18-ton). Data and silhouettes are for the 8-ton. All are used as personnel carriers, but have many additional uses. Light vehicles may mount 20-mm AA-AT guns, or be used as gas detector, decontaminating, or smoke vehicles. Medium vehicles may mount 37-mm or 76.2-mm guns, or quadruple 20-mm guns; they may also tow guns up to 88-mm. Large vehicles may tow very large guns and other heavy loads.

NOVEMBER 1943
 FROM DATA CURRENTLY AVAILABLE
 WAR DEPARTMENT FM 30-40

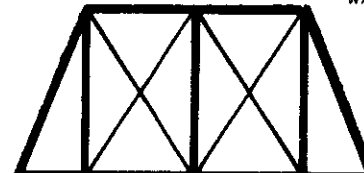
SPEED — 30 MPH EST.

FORD — 1.6'

GRADIENT — 24°




STEP — 1.0' EST.




BRIDGE — 13 TONS

HALF-TRACK VEHICLES


SMALL




LARGE



MEDIUM




MEDIUM




GERMAN 

HALF TRACK VEHICLES


MEDIUM




MEDIUM



LARGE




LARGE




HALF TRACK VEHICLES

MEDIUM

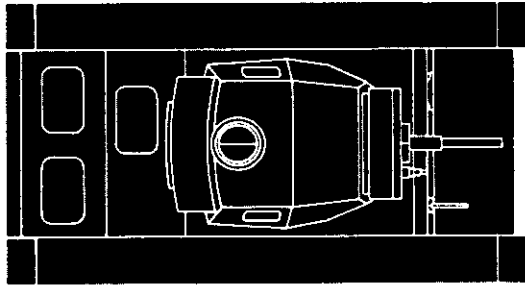


MEDIUM




SMALL





17.7'



7.8'

CHARACTERISTICS:

Turret: Low, pyramidal; top slopes down gradually to front; undercut at front corners; large protruding gun mantlet; stowage bin attached to rear; small cupola at rear in center; set just forward of center of hull.

Hull: Low, with flat top, gradually sloping rear deck; vertical sides, slightly inclined front face.

Armament:

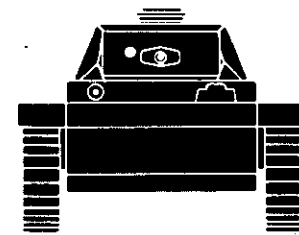
One short-barreled 75-mm gun in turret.

One coaxial light machine gun.

One light machine gun in right front of hull.

Traction: Full track; six small evenly spaced bogie wheels, sprung independently; large driving sprocket in front, large idler in rear; three track support rollers.

9.8'



INTEREST DATA: Early models of this tank were very lightly armored. Protection of the vehicle has been improved gradually by the use of better and thicker armor plate; also in the later models provision is made for attachment of additional armor. Armament has also been made more powerful, the tank having first a short 50-mm gun, then a long 50-mm gun, and more recently short and long 75-mm guns. The chassis has also been used as a self-propelled mount for 75-mm assault guns.

NOVEMBER 1943
FROM DATA CURRENTLY AVAILABLE
WAR DEPARTMENT FM 30-40

SPEED — 29 MPH

FORD — 3.0'



BRIDGE — 23 TONS




TRENCH — 7.0'

GRADIENT — ?

STEP — 2.0' EST.

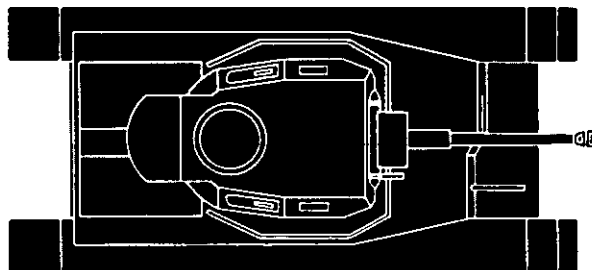


PZKW III TANK




GERMAN 

PZKW IV TANK

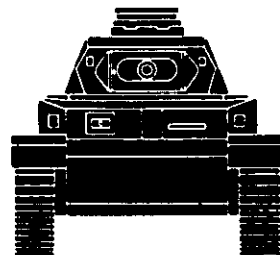


19.3'



8.8'

9.6'



CHARACTERISTICS:

Turret: Pyramidal; top slopes down gradually to front; undercut at front corners; large stowage bin attached to rear; high cupola at back in center; set just to rear of center of hull.
Hull: Low, with flat top gradually sloping down at front; shallow, nearly vertical front face.

Armament:

- One 75-mm gun mounted in turret.
- One coaxial light machine gun.
- One light machine gun in right front of hull.


Traction: Full track; eight small evenly spaced bogie wheels sprung in pairs; driving sprocket in front; large, low idler in rear.

INTEREST DATA: This is the standard German medium tank. Early models mounted a short-barreled 75-mm gun which has been replaced by a more powerful, long-barreled 75-mm weapon in later types. This tank appears in quantity on the battlefield. It was used in France in 1940, and by Rommel in Africa.

NOVEMBER 1943
FROM DATA CURRENTLY AVAILABLE
WAR DEPARTMENT FM 30-40

SPEED — 30 MPH

FORD — 3.5'








GRADIENT — 27°

STEP — 2.0' EST.

BRIDGE — 25 TONS

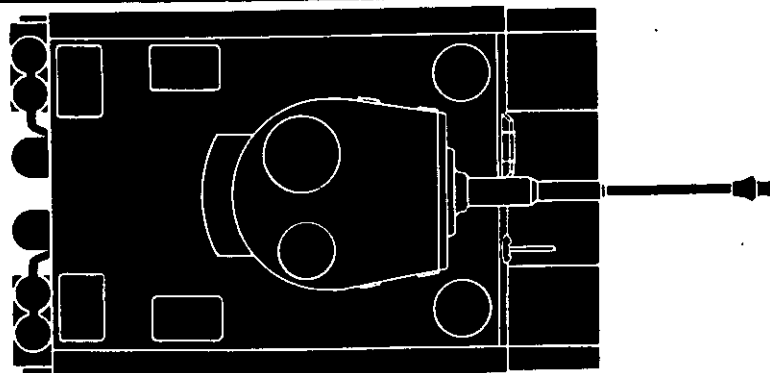
TRENCH — 9.0'

PZKW IV TANK




GERMAN 

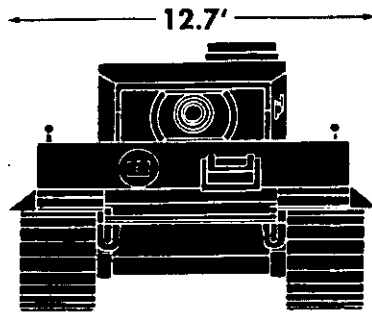
PZKW VI TANK "TIGER"



20.0'



9.5'



12.7'

CHARACTERISTICS:

Turret: Very large; roughly cylindrical, with elongation to front which ends in wide, flat face; slopes down gradually in front; cupola, offset to left and rear; stowage bin affixed to rear.

Hull: Massive, boxlike, with long, flat top; very wide; sides and back vertical, front slightly inclined.

Armament:

One 88-mm in turret.

One coaxial light machine gun.
One light machine gun in right front of hull.

Traction: Full track; eight (visible) large, overlapping bogie wheels; large driving sprocket in front, trailing idler in rear.

INTEREST DATA: It is powerfully armed and armored, but its weight makes it slow and unwieldy despite its elaborate traction. The track, with overlapping bogie wheels, resembles the German half-track running gear. Each side is equipped with 24 bogie wheels on 8 axles. Either of 2 tracks can be mounted, a wide one for battle and a narrow one for administrative marches or roads; 8 outer bogie wheels can be removed in the latter case. It has been knocked out by U. S. 75-mm and British 57-mm guns. The "Tiger" first appeared against the Americans at Faid and Kasserine Pass. It has also been used in Russia, the Russians claiming to have knocked it out in large numbers.

NOVEMBER 1943
FROM DATA CURRENTLY AVAILABLE
WAR DEPARTMENT FM 30-40

SPEED — 20 MPH



BRIDGE — 63 TONS





TRENCH — 9.0' EST.

FORD — 16.0' (?)

GRADIENT — ?

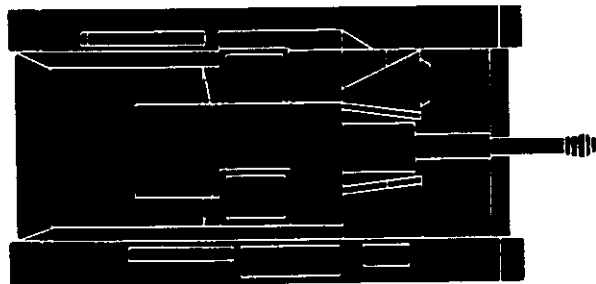
STEP — 2.5' EST.

PZKW VI TANK "TIGER"




GERMAN 

75-MM SP GUN (ON PZKW III TANK CHASSIS)

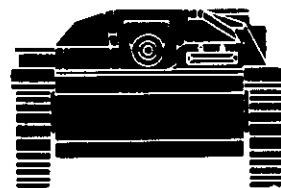


17.8'



6.4'

9'6"



CHARACTERISTICS:

Turret: None.

Hull: Very low, with bulging, angular superstructure forward of center; gradually sloping rear deck.

Armament: One 75-mm gun. Traverse 20°.

Traction: Full track; six small, evenly spaced bogie wheels, sprung independently; large driving sprocket in front; large idler in rear; three track support rollers.

INTEREST DATA: Three different 75-mm guns have appeared on successive models of this vehicle; short-, medium-, and long-barreled weapons have been fitted, the last with a prominent muzzle brake. The vehicle has a low silhouette and is well armored. Like the PzKw III tank, it may be seen with armored skirting. The latest version of this vehicle may mount a 105-mm weapon.

NOVEMBER 1943
FROM DATA CURRENTLY AVAILABLE
WAR DEPARTMENT FM 30-40

SPEED — 29 MPH

BRIDGE — 23 TONS

FORD — 3.0'






TRENCH — 7.0'

GRADIENT — ?

STEP — 2.0' EST.

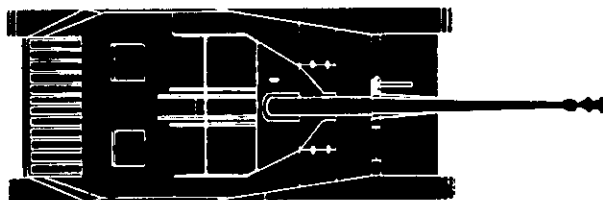


75-MM SP GUN (ON PZKW III TANK CHASSIS)



GERMAN 

76-MM SP GUN (ON PZKW 38 TANK CHASSIS)



CHARACTERISTICS:

Turret: None, but large gun shield resembles turret; shield is made of light, flat plates, and is open at top and back; size varies considerably in different models.

Hull: Very narrow, with high ground clearance; Slender arm for traveling support of main armament projects forward

from front face. Most usual model has very high superstructure, made of flat inclined plates, which slopes down at front and rear


Armament

One 76-mm gun mounted on hull
One machine gun in front of hull
Maximum traverse of main armament about 40°

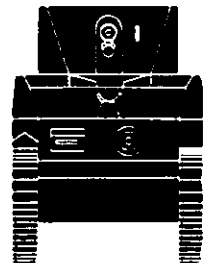
Traction: Full track; four very large bogie wheels, almost evenly spaced but suspended in pairs; driving sprocket at front, idler in rear; two return rollers.

15.3'

7.0'



8.4' EST.



INTEREST DATA: This is an ex-Czech chassis which the Germans have used effectively as a self-propelled gun mount. Many vehicles mount captured Russian 76.2-mm guns, others German 75-mm guns. One type has a low hull superstructure and very large gun shield resembling a pyramidal turret. In all models the main armament mounts a muzzle brake and projects well beyond the front of the hull. The chassis is rather light for so large a gun.

NOVEMBER 1943
FROM DATA CURRENTLY AVAILABLE
WAR DEPARTMENT FM 30-40

SPEED — ?

FORD — 2.9'

GRADIENT — 26°






STEP — 2.0' EST.

BRIDGE — 10 TONS

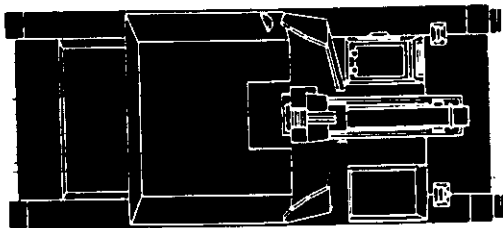
TRENCH — 6.5'

76-MM SP GUN (ON PZKW 38 TANK CHASSIS)




GERMAN 

150-MM SP GUN (ON PZKW II TANK CHASSIS)




18.0'



6.5'

7.3'



CHARACTERISTICS:

Turret: None.

Hull: Long, very low; open top; superstructure at center has flat inclined sides, and upright shield at front; short, flat rear deck; two boxlike structures just forward of shield on low front deck.

Armament: One 150-mm howitzer.
Traction: Full track; six evenly spaced bogie wheels, individually sprung; large driving sprocket in front.

INTEREST DATA: The undercarriage of this vehicle is apparently a redesigned PzKw II tank chassis; it is longer than the standard tank model, and has six bogie wheels instead of the usual five. The vehicle affords a close-support weapon of great power.

NOVEMBER 1943
FROM DATA CURRENTLY AVAILABLE
WAR DEPARTMENT FM 30-40

SPEED — 24 MPH

FORD — 2.0'

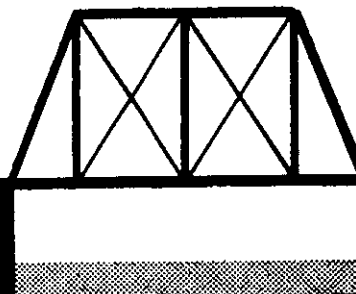
GRADIENT — ?

STEP — 1.9'



BRIDGE — 11 TONS

TRENCH — 4.6'

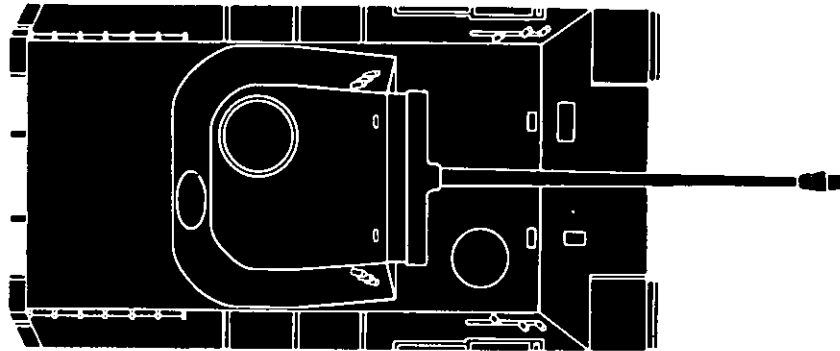
RESTRICTED




150-MM SP GUN (ON PZKW II TANK CHASSIS)



PZKW V TANK "PANTHER"



22.7'



CHARACTERISTICS:

Turret: Wide, deep; curved, with inclined sides and rear; flat front face, slightly inclined, mounting very large gun mantlet; Cupola set at left rear.

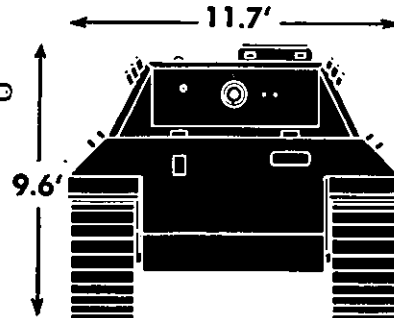
Hull: Long flat top, inclined sides and front, undercut rear. Sides extend to outer edge of track.

Armament:

- One long-barrelled 75-mm. gun.
- One 7.92-mm. machine gun.

Traction: Full track; eight (double) large, overlapping bogie wheels; large driving sprocket in front, small idler in rear.

INTEREST DATA: The German tank series is finally completed from I to VI with the appearance of the long-missing PZKW V. The new vehicle is fast, well armored, and powerfully armed. It resembles the Soviet T-34 tank. The "Panther" has the same motor as the 63-ton "Tiger." The gun is a new weapon with an over-all length of 18 feet 2 inches. The heavier armor—the gun shield and front of the turret—is approximately 4 inches thick. Sharply sloping armor gives increased protection on many surfaces. The Soviets find this tank much easier to knock out than the PZKW VI, despite its good maneuverability. Incendiary armor-piercing shells are especially effective against gasoline tanks and ammunition which are just in rear of the driver.

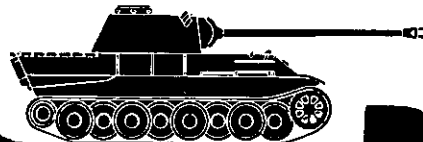


C 2, 22 APRIL 1944
FROM DATA CURRENTLY AVAILABLE
WAR DEPARTMENT FM 30-40

SPEED - 31 MPH

FORD - 16.0'

GRADIENT - 38°



BRIDGE - 45 TONS

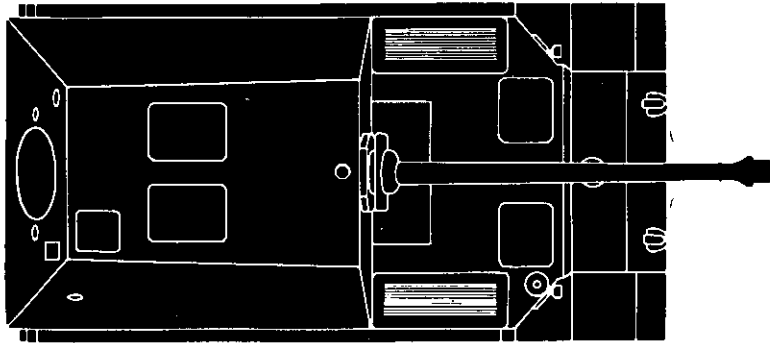
STEP - 2.5'

TRENCH - 10.0'


PZKW V TANK "PANTHER"



THE "FERDINAND"



22.9'



9.6'

CHARACTERISTICS:

Turret: None.

Hull: Long, wide; long, flat front deck.

Massive superstructure at rear resembles very large turret. Superstructure has sharply inclined sides, and top which slopes down in front.

Armament:

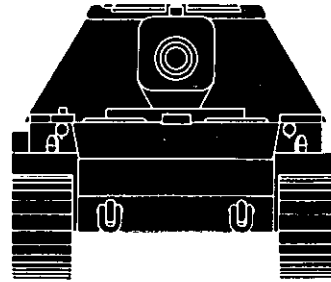
One 88-mm. gun, with muzzle brake.

One machine gun.

Traction: Long, low, full track; six independently sprung bogies, almost evenly spaced, not overlapping; large sprockets front and rear.

INTEREST DATA: This ponderous vehicle is supposed to be named after Ferdinand Porsche, said to have designed the Volkswagen, the "Tiger" tank, and other German vehicles. It is very heavily armored, the front of the hull being nearly 8 inches thick. The long 88-mm. gun is a formidable weapon. Maneuverability of the vehicle is poor. The Soviets use armor-piercing incendiary projectiles against the gun installation and the center of the hull, which houses the gasoline tanks. Artillery fire of all calibers is used on the gun, observation equipment, and running gear. Tanks attack the "Ferdinand" by coming up alongside at high speed and firing into the side of the hull at short range.

11.4'




C 2, 22 APRIL 1944
FROM DATA CURRENTLY AVAILABLE
WAR DEPARTMENT FM 30-40

SPEED - 12.5 MPH

FORD - 2.3'

GRADIENT - 30°



STEP - 2.5'





BRIDGE - 72 TONS

TRENCH - 11.0'



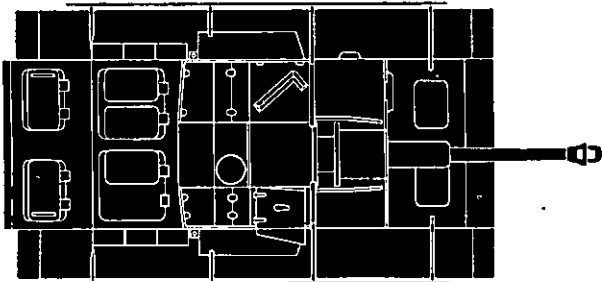
RESTRICTED

THE "FERDINAND"




GERMAN 

75-MM SP GUN (ON PZKW III TANK CHASSIS)

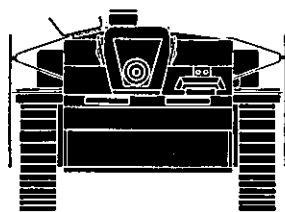


17.8'



7.0'

9.6'



CHARACTERISTICS:

Turret: None.

Hull: Very low, with angular, irregular superstructure set forward of center. Gradually sloping rear deck. Hull largely obscured when armor skirting is fitted.

Armament: One 75-mm gun.

Traction: Full track. Six evenly spaced bogie wheels sprung independently. Large driving sprocket in front, large idler in rear.

INTEREST DATA: This is one of the earliest German self-propelled guns. Succeeding models have changed considerably in appearance because of changes in armament and armor. Short, medium, and long-barreled 75-mm weapons have been fitted, the last with a prominent muzzle brake. Late models are usually equipped with auxiliary armor which covers the hull sides and part of the suspension system. The vehicle has a very low silhouette and is heavily armored, particularly in front.

SPEED — 29 MPH

FORD — 3.0'

GRADIENT — ?






STEP — 2.0' EST.

BRIDGE — 24 TONS

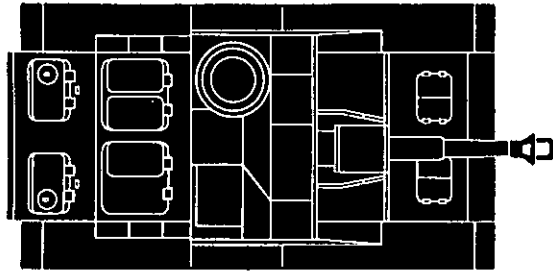
TRENCH — 7.0'

75-MM SP GUN (ON PZKW III TANK CHASSIS)




GERMAN 

105-MM SP HOWITZER (ON PZKW III TANK CHASSIS)



17.8'



CHARACTERISTICS:

Turret: None.

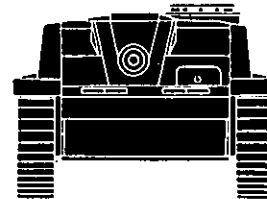
Hull: Very low, with angular, irregular superstructure set forward of center. Gradually sloping rear deck.

Armament: One 105-mm assault howitzer.

Traction: Full track. Six evenly spaced bogie wheels sprung independently. Large driving sprocket in front, large idler in rear. Three large track support rollers.

INTEREST DATA: This is one of many effective German SP weapons mounted on tank chassis. This is a PzKw III chassis, now becoming obsolescent for use as a tank but in increasing use as a self-propelled gun mount. The vehicle has a low silhouette and is well armored. Vertical plates of auxiliary armor may be fitted along the sides of the hull.

9.6'



7.0'

SPEED — 29 MPH

FORD — 3.0'

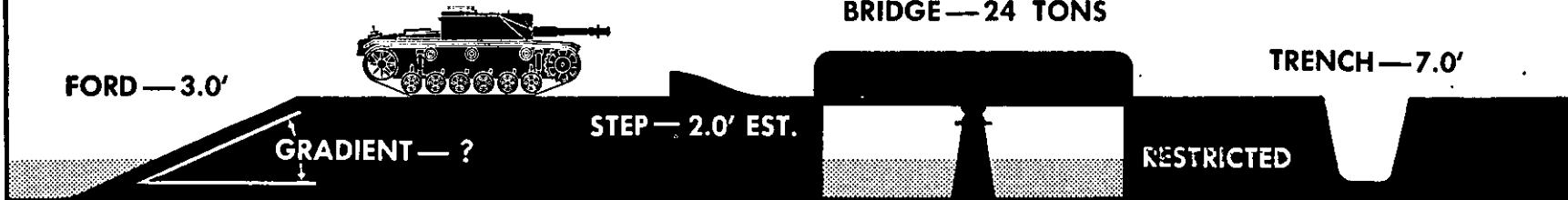
GRADIENT — ?

STEP — 2.0' EST.





BRIDGE — 24 TONS

TRENCH — 7.0'

RESTRICTED



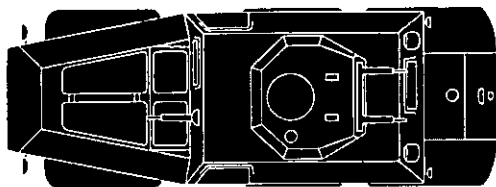
105-MM SP HOWITZER (ON PZKW III TANK CHASSIS)




ITALIAN ARMORED VEHICLES

ITALIAN

4-WHEELED ARMORED CAR



17.3'




CHARACTERISTICS:

Turret: Low, pyramidal; undercut at front corners; set well forward of center of hull. Some late models have same turret as L6 tank.

Hull: Long, with high, flat-topped superstructure forward of center. Protruding nose set low between front wheels. Rear deck slopes gradually to angular, overhanging tail. Construction is of riveted flat plates throughout.

6.3'

7.7'



Armament:

Two 8-mm machine guns in twin mount in turret.

One 8-mm machine gun in rear of superstructure.

If fitted with L6 tank turret armament is:

One 20-mm machine gun in turret.

One coaxial 8-mm machine gun.

One 8-mm machine gun in rear of superstructure.

Traction: Four wheels, drive and steering on each pair.

INTEREST DATA: The Italians call this vehicle the "Autoblinda." Over rough ground, the spare wheels which extend below the hull can take a load and rotate on their axles, thus preventing "bellying." The vehicle can be driven in either direction; maximum speeds vary greatly in the two directions, being 49 miles per hour forward and 24 miles per hour to the rear.

NOVEMBER 1943
FROM DATA CURRENTLY AVAILABLE
WAR DEPARTMENT FM 30-40

SPEED — 49 MPH

FORD — ?







BRIDGE — 8 TONS

GRADIENT — ?

STEP — 1.1' EST.

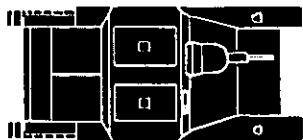
RESTRICTED

4-WHEELED ARMORED CAR



ITALIAN

L3 TANK



← 10.3' →



← 4.6' →



↑ 4.2' ↓

CHARACTERISTICS:

Turret: None, but boxlike superstructure resembles turret
Hull: Very low. Fully inclosed superstructure mounted at center; has flat faces, sides nearly vertical, top sloping down slightly to front. Rear deck level. Front below superstructure composed of two plates; upper one inclined and mounting gun mantlet on left; lower plate nearly horizontal, extends forward to front axle.

Armament:

Two 8-mm machine guns in twin mount or
One 20-mm heavy machine gun.

Traction: Full track; seven small bogie wheels unevenly spaced; two bogies, of three wheels each, connected by girder; one independently sprung bogie wheel at rear; large driving sprocket set high in front.

INTEREST DATA: This tank has fair performance but is very lightly armed and armored. Traverse of the machine guns is quite limited. This tank can be used as a bridge carrier and as a flame thrower. In the latter case it tows a trailer of supplementary equipment.

NOVEMBER 1943
FROM DATA CURRENTLY AVAILABLE
WAR DEPARTMENT FM 30-40

SPEED — 25 MPH

BRIDGE — 4 TONS

TRENCH — 4.8'

FORD — 2.3'





STEP — 2.0'



GRADIENT — ?

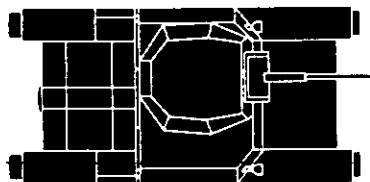
RESTRICTED

L3 TANK




FLAME THROWER






12.6'

6.1'



6.8'



CHARACTERISTICS:

Turret: Pyramidal; front face is wide, undercut at corners; set forward of center, offset to left; protruding gun mantlet.

Hull: Boxlike superstructure at center; high, level rear deck; low, sloping front deck.

Armament:

One 20-mm heavy machine gun in turret.

One coaxial 8-mm machine gun.

Traction: Full track; four bogie wheels, suspended in two bogies slung on cantilever arms which pivot at front and rear, respectively; driving sprocket in front, trailing idler in rear; three return rollers.

INTEREST DATA: This is a lightly armed and armored tank, and is not a good fighting vehicle. This chassis is also used for a self-propelled gun carriage which is used principally in reconnaissance groups. The latter vehicle has no turret and mounts a 47-mm gun in the left side of the vertical front plate.

NOVEMBER 1943
FROM DATA CURRENTLY AVAILABLE
WAR DEPARTMENT FM 30-40

SPEED — 25 MPH

FORD — 3.0'

GRADIENT — ?






STEP — 2.0' EST.

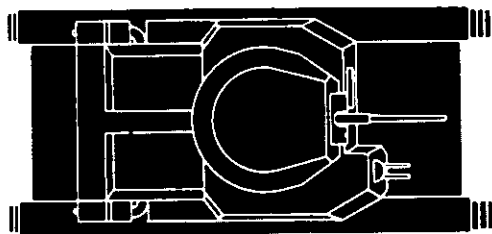
BRIDGE — 7 TONS

TRENCH — 4.3'


RESTRICTED

L6 TANK






16.2'



7.8'

7.3'



CHARACTERISTICS:

Turret: Conical, with flat, inclined front face; undercut at front corners; set forward of center.

Hull: Boxlike superstructure set forward of center; high rear deck sloping down irregularly to rear; angular, projecting cab at right front corner; inclined front deck.

Armament:

One 47-mm gun in turret.

One coaxial 8-mm machine gun.


Two 8-mm machine guns in right front of hull.

Traction: Full track. Eight small bogie wheels mounted in pairs in two bogies; large, high-set driving sprocket in front; idler set well to rear; three track support rollers.

INTEREST DATA: The Italians class this as a medium tank. The model number is derived from its tonnage; M13 and probably M15 models exist, differing only slightly from the model shown. This vehicle is mechanically reliable, but the crew accommodations are bad; one hit on the fighting compartment usually knocks out the entire crew of four. This chassis is used as a self-propelled mount for both 75-mm and 90-mm guns. The latter carriage mounts a very long gun horizontally above the chassis. The vehicle is underpowered for this use; mobility is poor and maximum speed is about 12 miles per hour.

NOVEMBER 1943
FROM DATA CURRENTLY AVAILABLE
WAR DEPARTMENT FM 30-40

SPEED — 22 MPH



BRIDGE — 14 TONS

TRENCH — 6.8'




FORD — 3.3'

GRADIENT — ?

STEP — 2.0' EST.

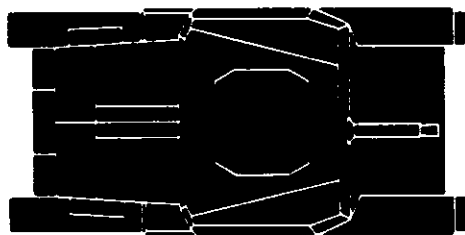
RESTRICTED

M14 TANK




ITALIAN

75-MM SP GUN (ON M14 TANK CHASSIS)

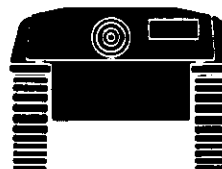


16.2'



5.8'

7.3'



CHARACTERISTICS:

Turret: None.

Hull: Fully enclosed angular gun shield resembling low turret set just forward of center; top of superstructure slopes down gradually to rear; high rear deck sloping down irregularly to rear; low, inclined front deck.

Armament: One 75-mm gun howitzer.

Traction: Full track; eight small bogie wheels mounted in pairs in two bogies; large, high-set, driving sprocket in front; idler set well to rear; three track support rollers.

INTEREST DATA: The Italians call this vehicle "Semovente." It has a crew of three. The principal use of the weapon is in armored division artillery regiments.

NOVEMBER 1943
FROM DATA CURRENTLY AVAILABLE
WAR DEPARTMENT FM 30-40

SPEED — 19 MPH

FORD — 3.3'

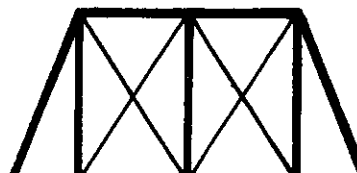
GRADIENT — ?

STEP — 2.0' EST.




BRIDGE — 15 TONS

TRENCH — 6.5'

RESTRICTED



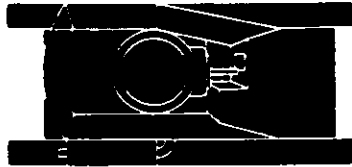
75-MM SP GUN (ON M14 TANK CHASSIS)



JAPANESE ARMORED VEHICLES




LIGHT ARMORED CAR, 2597

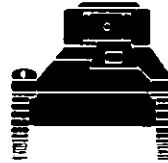


12.0'

5.1'



5.3'



CHARACTERISTICS:

Turret: Cylindrical; low, dome-shaped cover; protruding, rectangular gun mantlet; set to rear of center, offset to left.

Hull: Flat top, abruptly sloping sides and rear, gradually sloping front; angular, protruding cab at left front of superstructure; long sloping front deck.

Armament: One 37-mm gun in turret.

Traction: Full track; four bogie wheels, suspended in pairs on inverted V arms; driving sprocket in front, large trailing idler in rear.

INTEREST DATA: Called a "light armored car" by the Japs, this rank was identified in the Philippines. It has succeeded several earlier models of very small tanks. One of these, the 2594, is very similar to the 2597, weighing only about 3.3 tons, having a high rear idler, and mounting a 37-mm gun or a machine gun. The 2594 is probably still in use.

NOVEMBER 1943
FROM DATA CURRENTLY AVAILABLE
WAR DEPARTMENT FM 30-40

SPEED — 29 MPH

FORD — 2.2'




GRADIENT — 34°

STEP — 1.8' EST.

BRIDGE — 5 TONS

TRENCH — 5.1'

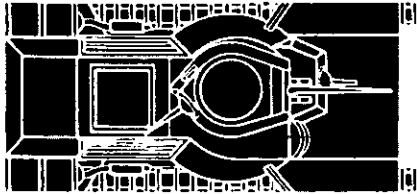
LIGHT ARMORED CAR, 2597



JAPANESE




LIGHT TANK, 2595

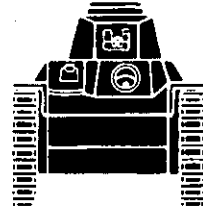


14.0'

6.7'



6.8'



CHARACTERISTICS:

Turret: Roughly conical, with flat front face and V-shaped rear; cupola at center; set to left and forward of center of hull.

Hull: Short and high; flat top, gradually sloping rear deck; rounded bulge at right front for driver; angular, protruding cab at left front for machine gunner; short sloping front deck.

Armament:

One 37-mm gun in turret.

One machine gun in right rear of turret.

One machine gun in left front of hull.

Traction: Full track; four medium-sized bogie wheels suspended in pairs on inverted V arms; high-set driving sprocket in front; large idler in rear; two track support rollers; center portion of track visible from above.

INTEREST DATA: This vehicle has been in action in Malaya, Burma, and the Philippines. It is the basic Japanese light tank. The vehicle is of good design generally, but has light armor and a very cramped fighting compartment. A later model is reported to mount a 47-mm gun. Other Jap light tanks, the Keni and Chino, are known to be amphibians.

NOVEMBER 1943
FROM DATA CURRENTLY AVAILABLE
WAR DEPARTMENT FM 30-40

SPEED — 25 MPH

FORD — 3.2'

GRADIENT — 34°




STEP — 2.5' EST.

BRIDGE — 8 TONS

TRENCH — 6.5'

RESTRICTED

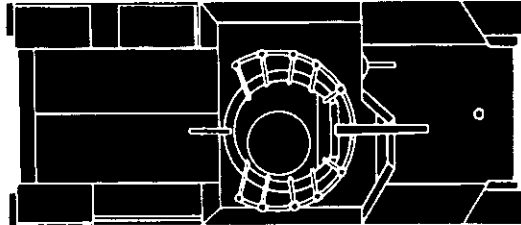
LIGHT TANK, 2595




JAPANESE



MEDIUM TANK, 2597



17.9'



CHARACTERISTICS:

Turret: Small, conical, with both top and front cutaway slightly; cupola offset to right; turret set to right and forward of center of hull; hand rail circles turret on front and sides, serves as radio antenna.

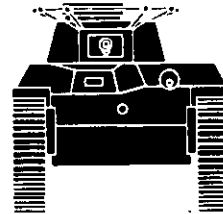
Hull: Long, narrow, and low; flat-topped superstructure at center, with inclined sides, and angular forward bulge on right of front face; low, sloping front deck; high, gradually sloping rear deck.

Armament:

- One 57-mm gun in turret.
- One machine gun in rear of turret.
- One machine gun in left front of hull.

Traction: Full track; six medium-sized, evenly spaced bogie wheels. Driving sprocket in front, idler in rear; three track support rollers; narrow tracks.

7.6'



7.1'

INTEREST DATA: The Japanese produce several types of tanks in this class, but all believed to be based on the vehicle shown. This tank has been in action in Burma, the Philippines, and the Southwest Pacific. It is believed that the vehicle is sometimes equipped with a flame thrower. The latest model may be equipped with a 47-mm high velocity gun instead of the low velocity 57-mm.

NOVEMBER 1943
FROM DATA CURRENTLY AVAILABLE
WAR DEPARTMENT FM 30-40

SPEED — 25 MPH

BRIDGE — 15 TONS

FORD — 3.2'

TRENCH — 8.1'

GRADIENT — 34°

STEP — 2.8'



MEDIUM TANK, 2597

